

Standard Series Specifications—10mm Devices

Table V6 - Rating and Characteristics

Part Number	Varistor Voltage V@1.0mA		Maximum Allowance Voltage		Maximum Clamping Voltage	Maximum Surge Current (8x20µs)		Rated Wailtage (W)	Energy (10x1000µs) (J)	Capacitance (Typical) (pF)	Certification†
	DC (V)	Tolerance	AC (V _{RMS})	DC (V)	V@25A (V)	1 Time (A)	2 Times (A)				
ROV10-180M	18	±20%	11	14	36*	500	250	0.05	2.4	6500	● ■
ROV10-220L	22	±15%	14	18	43*	500	250	0.05	2.7	5521	● ■
ROV10-270K	27	±10%	17	22	53*	500	250	0.05	3.5	4742	● ■
ROV10-330K	33	±10%	20	26	65*	500	250	0.05	4.4	4247	● ■
ROV10-390K	39	±10%	25	31	77*	500	250	0.05	4.7	3658	● ■
ROV10-470K	47	±10%	30	38	93*	500	250	0.05	6.0	3137	● ■
ROV10-560K	56	±10%	35	45	110*	500	250	0.05	7.0	2900	● ■
ROV10-680K	68	±10%	40	56	135*	500	250	0.05	8.5	2230	● ■
ROV10-820K	82	±10%	50	65	135	2500	1250	0.40	11.0	1261	● ■
ROV10-101K	100	±10%	60	85	165	2500	1250	0.40	14.0	1021	● ■
ROV10-121K	120	±10%	75	100	200	2500	1250	0.40	16.0	946	● ■
ROV10-151K	150	±10%	95	125	250	2500	1250	0.40	22.0	733	● ■
ROV10-181K	180	±10%	115	150	300	2500	1250	0.40	26.0	483	● ■
ROV10-201K	200	±10%	130	170	340	2500	1250	0.40	28.5	400	◆ ● ▲ ■
ROV10-221K	220	±10%	140	180	360	2500	1250	0.40	31.0	393	◆ ● ▲ ■
ROV10-241K	240	±10%	150	200	395	2500	1250	0.40	33.5	325	◆ ● ▲ ■
ROV10-271K	270	±10%	175	225	455	2500	1250	0.40	39.5	334	◆ ● ▲ ■
ROV10-301K	300	±10%	195	250	505	2500	1250	0.40	42.0	278	◆ ● ▲ ■
ROV10-331K	330	±10%	210	275	550	2500	1250	0.40	46.0	275	◆ ● ▲ ■
ROV10-361K	360	±10%	230	300	595	2500	1250	0.40	52.0	231	◆ ● ▲ ■
ROV10-391K	390	±10%	250	320	650	2500	1250	0.40	60.0	247	◆ ● ▲ ■
ROV10-431K	430	±10%	275	350	710	2500	1250	0.40	66.0	216	◆ ● ▲ ■
ROV10-471K	470	±10%	300	385	775	2500	1250	0.40	70.0	210	◆ ● ▲ ■
ROV10-511K	510	±10%	320	418	842	2500	1250	0.40	74.0	187	◆ ● ▲ ■
ROV10-561K	560	±10%	350	460	920	2500	1250	0.40	78.0	186	◆ ● ▲ ■
ROV10-621K	620	±10%	385	505	1025	2500	1250	0.40	82.0	160	◆ ● ▲ ■
ROV10-681K	680	±10%	420	560	1120	2500	1250	0.40	86.0	156	◆ ● ▲ ■
ROV10-751K	750	±10%	460	615	1240	2500	1250	0.40	90.0	133	◆ ● ▲ ■
ROV10-781K	780	±10%	485	640	1290	2500	1250	0.40	92.0	117	◆ ● ▲ ■
ROV10-821K	820	±10%	510	670	1355	2500	1250	0.40	94.0	130	◆ ● ▲ ■
ROV10-911K	910	±10%	550	745	1500	2500	1250	0.40	102.0	111	◆ ● ▲ ■
ROV10-102K	1000	±10%	625	825	1650	2500	1250	0.40	112.0	96	◆ ● ▲ ■
ROV10-112K	1100	±10%	680	895	1815	2500	1250	0.40	124.0	88	◆ ● ▲ ■
ROV10-182K	1800	±10%	1000	1465	2970	2500	1250	0.40	174.0	65	◆ ● ▲ ■

* The clamping voltages from 180M to 680K are tested at 2.5A current.

†Certification

Standard	UL1414‡	UL1449 (2nd Edition)‡	CSA	VDE
Title	Across-the-Line Components	Transient Voltage Surge Suppressors	Accessories and Parts for Electronic Equipment	Varistors for Use in Electronic Equipment
Symbols	◆	●	▲	■
File Number	E223034	E223033	220978	40006997

‡ For UL 1449 (2nd Edition), the maximum clamping voltage is measured at 500A.

Figure V7 - ROV10-180M~ROV10-680K

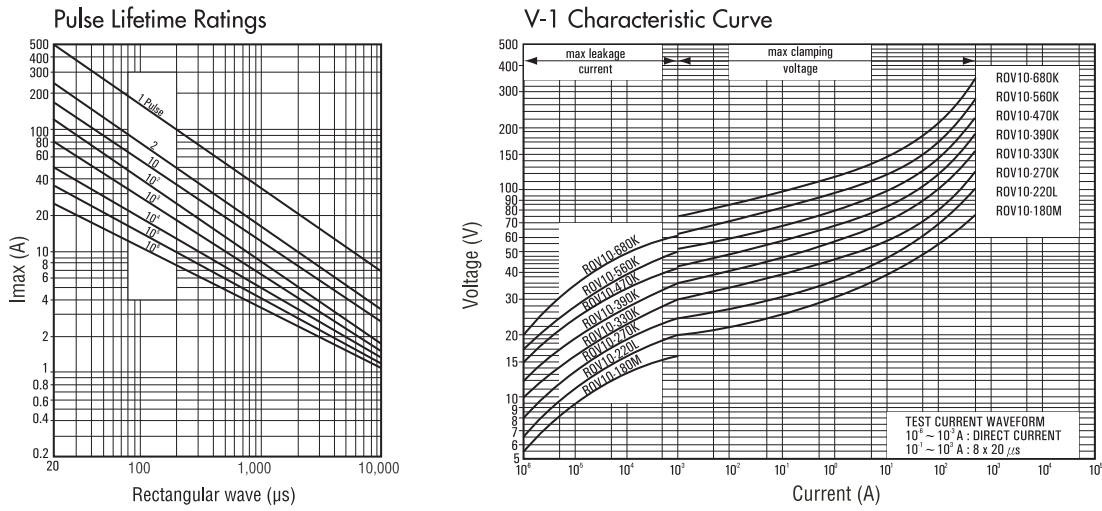


Figure V8 - ROV10-820K~ROV10-511K

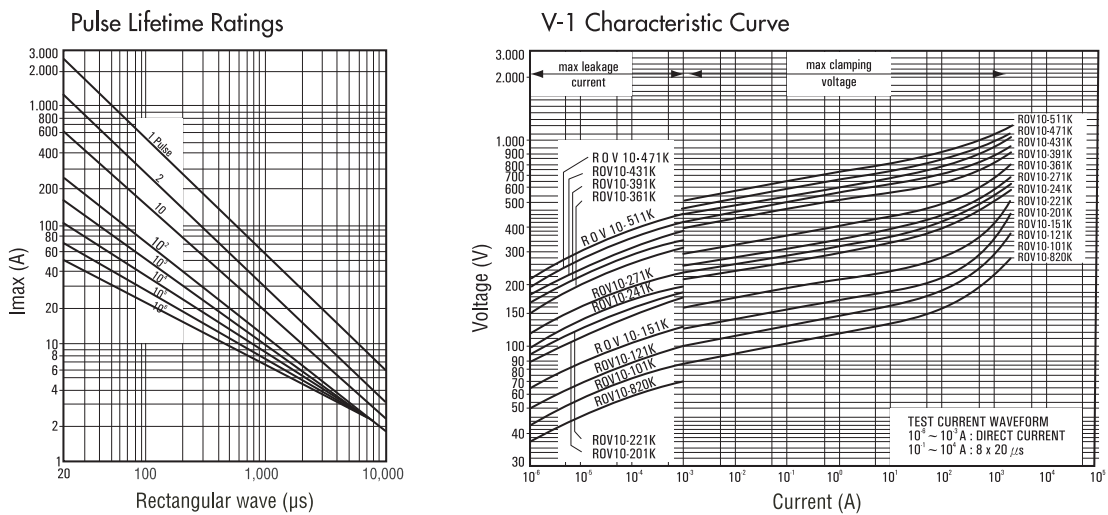
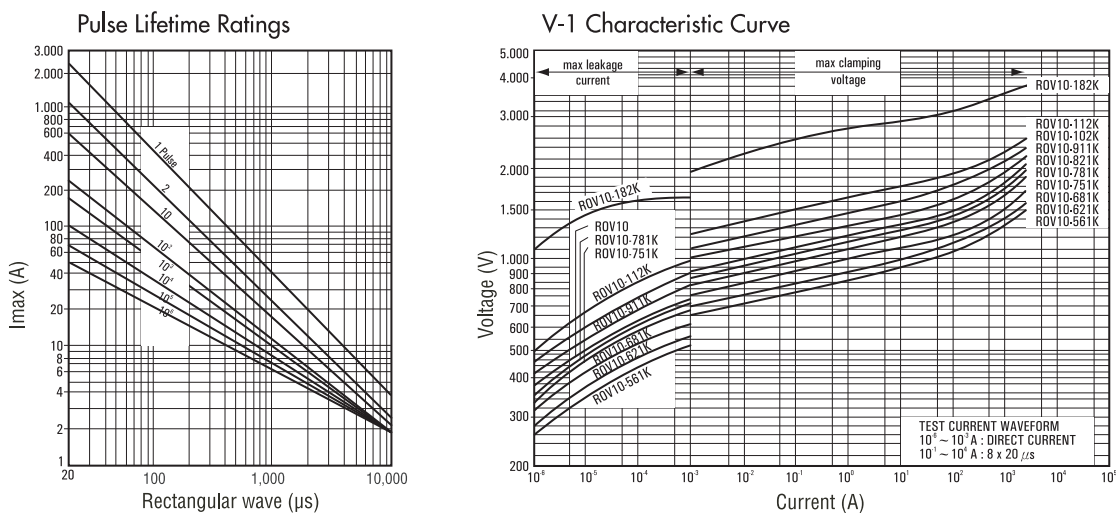


Figure V9 - ROV10-561K~ROV10-182K



6