



MMBZ5221BV~MMBZ5262BV

SURFACE MOUNT SILICON ZENER DIODES

VOLTAGE 2.4 to 51 Volt **POWER** 200 mWatt

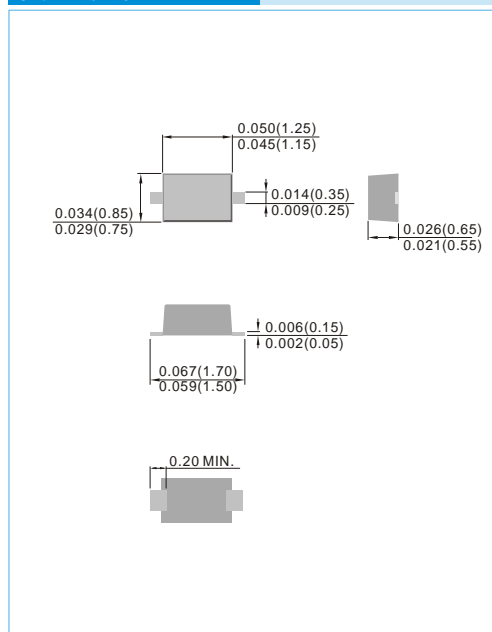
SOD-523 Unit : inch(mm)

FEATURES

- Planar Die construction
- 200mW Power Dissipation
- Zener Voltages from 2.4V~75V
- Ideally Suited for Automated Assembly Processes
- Lead free in compliance with EU RoHS 2011/65/EU directive
- Green molding compound as per IEC61249 Std. . (Halogen Free)

MECHANICAL DATA

- Case: SOD-523, Plastic
- Terminals: Solderable per MIL-STD-750, Method 2026
- Standard packaging : 8mm tape
- Approx. Weight : 0.00005 ounces, 0.0014 grams.



MAXIMUM RATINGS AND ELECTRICAL CHARACTERISTICS

Parameter	Symbol	Value	Units
Maximum Power Dissipation (Notes A) at 25°C	P _D	200	mW
Operating Junction and Storage Temperature Range	T _J	-55 to +150	°C

NOTES:

- Mounted on 5.0mm²(.013mm thick) land areas.
- Measured on 8.3ms, single half sine-wave or equivalent square wave, duty cycle = 4 pulses per minute maximum.



MMBZ5221BV~MMBZ5262BV

Part Number	Nominal Zener Voltage			Max. Zener Impedance				Max Reverse Leakage Current		Marking Code
	V _Z @ I _{ZT}			Z _{VT} @ I _{ZT}		Z _{ZK} @ I _{ZK}		I _R @ V _R		
	Nom. V	Min. V	Max. V	Ω	mA	Ω	mA	μA	V	
200 mWatts Zener Diodes										
MMBZ5221BV	2.4	2.28	2.52	30	20	1200	0.25	100	1	C1
MMBZ5222BV	2.5	2.38	2.63	30	20	1250	0.25	100	1	C2
MMBZ5223BV	2.7	2.57	2.84	30	20	1300	0.25	75	1	C3
MMBZ5225BV	3	2.85	3.15	30	20	1600	0.25	50	1	C5
MMBZ5226BV	3.3	3.14	3.47	28	20	1600	0.25	25	1	D1
MMBZ5227BV	3.6	3.42	3.78	24	20	1700	0.25	15	1	D2
MMBZ5228BV	3.9	3.71	4.1	23	20	1900	0.25	10	1	D3
MMBZ5229BV	4.3	4.09	4.52	22	20	2000	0.25	5	1	D4
MMBZ5230BV	4.7	4.47	4.94	19	20	1900	0.25	5	2	D5
MMBZ5231BV	5.1	4.85	5.36	17	20	1600	0.25	5	2	E1
MMBZ5232BV	5.6	5.32	5.88	11	20	1600	0.25	5	3	E2
MMBZ5234BV	6.2	5.89	6.51	7	20	1000	0.25	5	4	E4
MMBZ5235BV	6.8	6.46	7.14	5	20	750	0.25	3	5	E5
MMBZ5236BV	7.5	7.13	7.88	6	20	500	0.25	3	6	F1
MMBZ5237BV	8.2	7.79	8.61	8	20	500	0.25	3	6.5	F2
MMBZ5238BV	8.7	8.27	9.14	8	20	600	0.25	3	6.5	F3
MMBZ5239BV	9.1	8.65	9.56	10	20	600	0.25	3	7	F4
MMBZ5240BV	10	9.5	10.5	17	20	600	0.25	3	8	F5
MMBZ5241BV	11	10.45	11.55	22	20	600	0.25	2	8.4	H1
MMBZ5242BV	12	11.4	12.6	30	20	600	0.25	1	9.1	H2
MMBZ5243BV	13	12.35	13.65	13	9.5	600	0.25	0.5	9.9	H3
MMBZ5244BV	14	13.3	14.7	15	9	600	0.25	0.1	10.5	H4
MMBZ5245BV	15	14.25	15.75	16	8.5	600	0.25	0.1	11	H5
MMBZ5246BV	16	15.2	16.8	17	7.8	600	0.25	0.1	12	J1
MMBZ5247BV	17	16.15	17.85	19	7.5	600	0.25	0.1	13	J2
MMBZ5248BV	18	17.1	18.9	21	7	600	0.25	0.1	14	J3
MMBZ5250BV	20	19	21	25	6.2	600	0.25	0.1	15	J5
MMBZ5251BV	22	20.9	23.1	29	5.6	600	0.25	0.1	17	K1
MMBZ5252BV	24	22.8	25.2	33	5.2	600	0.25	0.1	18	K2
MMBZ5254BV	27	25.65	28.35	41	5	600	0.25	0.1	21	K4
MMBZ5255BV	28	26.6	29.4	44	4.5	600	0.25	0.1	21	K5
MMBZ5256BV	30	28.5	31.5	49	4.2	600	0.25	0.1	23	M1
MMBZ5257BV	33	31.35	34.65	58	3.8	700	0.25	0.1	25	M2
MMBZ5258BV	36	34.2	37.8	70	3.4	700	0.25	0.1	27	M3
MMBZ5259BV	39	37.05	40.95	80	3.2	800	0.25	0.1	30	M4
MMBZ5260BV	43	40.85	45.15	93	3	900	0.25	0.1	33	M5
MMBZ5261BV	47	44.65	49.35	105	2.7	1000	0.25	0.1	36	N1
MMBZ5262BV	51	48.45	53.55	125	2.5	1100	0.25	0.1	39	N2



MMBZ5221BV~MMBZ5262BV

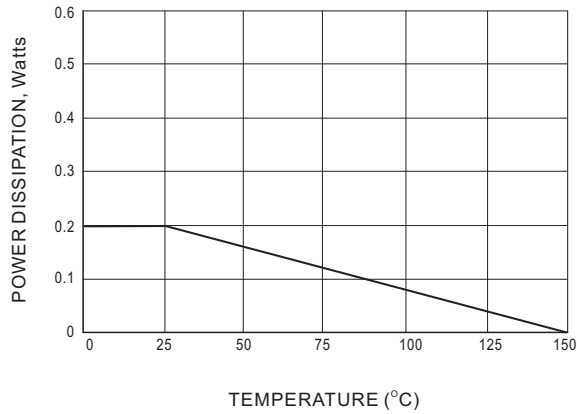


Fig.1 STEADY STATE POWER DERATING

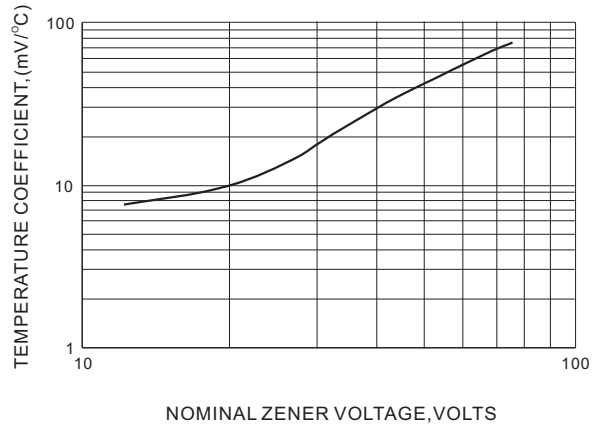


Fig.2 TEMPERATURE COEFFICIENTS

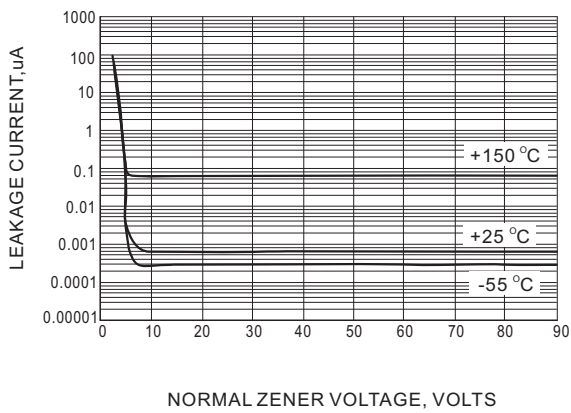


Fig.3 TYPICAL LEAKAGE CURRENT

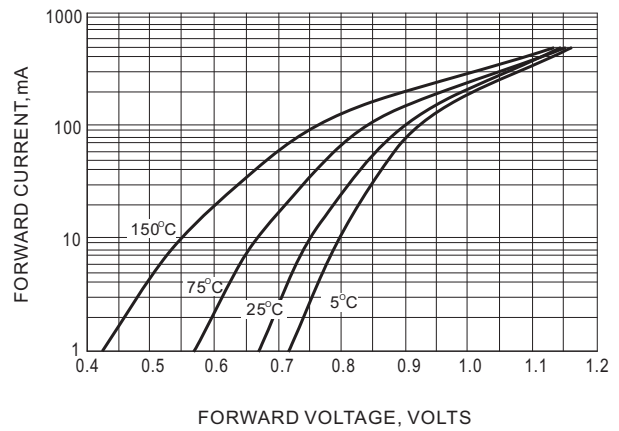
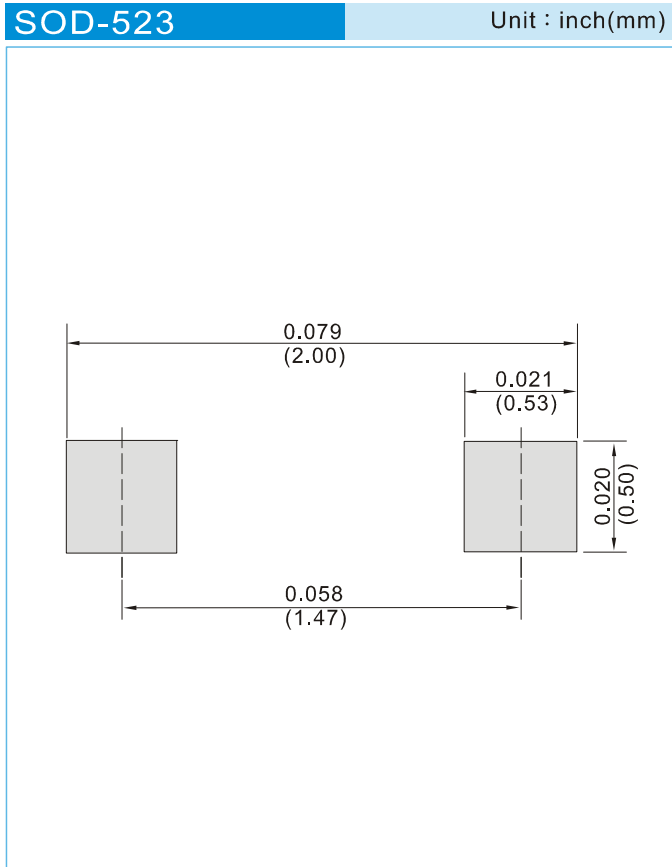


Fig.4 TYPICAL FORWARD VOLTAGE



MMBZ5221BV~MMBZ5262BV

MOUNTING PAD LAYOUT



ORDER INFORMATION

- Packing information
T/R - 12K per 13" plastic Reel
T/R - 5K per 7" plastic Reel



MMBZ5221BV~MMBZ5262BV

Part No_packing code_Version

MMBZ5221BV_R1_00001

MMBZ5221BV_R2_00001

For example :

RB500V-40_R2_00001



Packing Code XX				Version Code XXXXX		
Packing type	1 st Code	Packing size code	2 nd Code	HF or RoHS	1 st Code	2 nd ~5 th Code
Tape and Ammunition Box (T/B)	A	N/A	0	HF	0	serial number
Tape and Reel (T/R)	R	7"	1	RoHS	1	serial number
Bulk Packing (B/P)	B	13"	2			
Tube Packing (T/P)	T	26mm	X			
Tape and Reel (Right Oriented) (TRR)	S	52mm	Y			
Tape and Reel (Left Oriented) (TRL)	L	PANASERT T/B CATHODE UP (PBCU)	U			
FORMING	F	PANASERT T/B CATHODE DOWN (PBCD)	D			



MMBZ5221BV~MMBZ5262BV

Disclaimer

- Reproducing and modifying information of the document is prohibited without permission from Panjit International Inc..
- Panjit International Inc. reserves the rights to make changes of the content herein the document anytime without notification. Please refer to our website for the latest document.
- Panjit International Inc. disclaims any and all liability arising out of the application or use of any product including damages incidentally and consequentially occurred.
- Panjit International Inc. does not assume any and all implied warranties, including warranties of fitness for particular purpose, non-infringement and merchantability.
- Applications shown on the herein document are examples of standard use and operation. Customers are responsible in comprehending the suitable use in particular applications. Panjit International Inc. makes no representation or warranty that such applications will be suitable for the specified use without further testing or modification.
- The products shown herein are not designed and authorized for equipments requiring high level of reliability or relating to human life and for any applications concerning life-saving or life-sustaining, such as medical instruments, transportation equipment, aerospace machinery et cetera. Customers using or selling these products for use in such applications do so at their own risk and agree to fully indemnify Panjit International Inc. for any damages resulting from such improper use or sale.
- Since Panjit uses lot number as the tracking base, please provide the lot number for tracking when complaining.

Mouser Electronics

Authorized Distributor

Click to View Pricing, Inventory, Delivery & Lifecycle Information:

[Panjit:](#)

[MMBZ5254BV_R2_00001](#) [MMBZ5254BV_R2_10001](#) [MMBZ5254BV_R1_00001](#) [MMBZ5254BV_R1_10001](#)