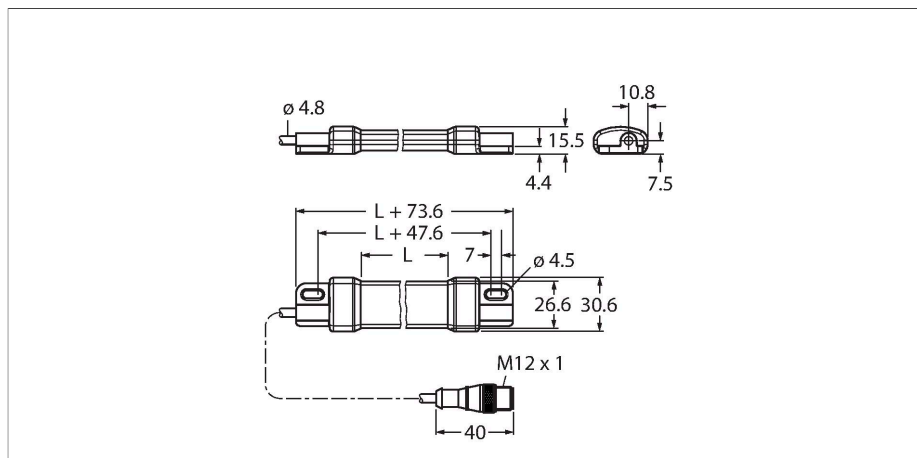


WLS15XWW0360DSQP

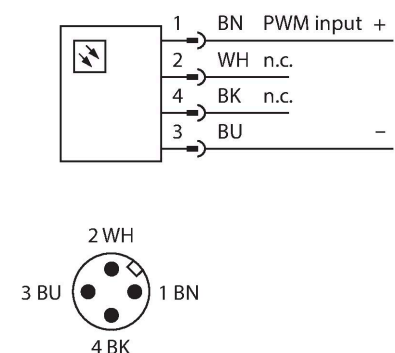
Work Light – Linear Light



Features

- Protection class IP67
- Connection: M12 × 1 cable with male connector, PVC, 150 mm, 4-pin
- Length of the illuminated area L: 286.4 mm
- Color: White
- Operating voltage: 10...15 VDC or 20...27 VDC
- Dimmable from 25 to 100 % with up to 1000 Hz over the input signal

Wiring diagram



Functional principle

The energy-efficient LED work lights are ideally suited for industrial applications. Depending on the model, the luminous flux is 170 or 1400 lumen. The device is immediately operational upon application of power (10...15 or 20...27 VDC). The WLS15 series can thus be operated with either the 12 V usual in on-board electrical systems or the 24 V common in industrial applications. Cascadable variants are also available. Variants with a 2 m cable or a short cable with a M12 × 1 or Deutsch connector are available.

Application note:

Technical data

Type	WLS15XWW0360DSQP
ID	3802080
Signal and display data	
Purpose	LED work light
Function	Linear light
Light type	White
Color temperature	2700...+3100 K
Aperture angle degree	60 °
LED service life (L70)	50000 h
Dimmable	PWM
Features of color 1	White, Permanently on, 340 lm
Electrical data	
Operating voltage	10...27 VDC
DC rated operational current	≤ 200 mA
Max. current consumption per color	480 mA
Mechanical data	
Cascadable	No
Design	Smooth barrel, WLS15
Dimensions	360 x 30.6 x 15.5 mm
Housing material	Plastic, PC PA, Anodized
Window material	Polycarbonate, diffuse
Electrical connection	Cable with connector, M12 × 1, 0.15 m, PVC
Number of cores	4
Ambient temperature	-40...+60 °C
Storage temperature	-40...+70 °C

Technical data

Cascading with a 12-V supply allows a total light length of 2.4 m. Cascading with a 24-V supply allows a total light length of 6.0 m.

Protection class IP66
IP67

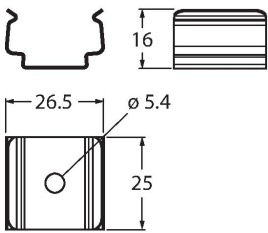
Tests/approvals

Approvals CE, cULus, cURus

Accessories

LMBWLS15

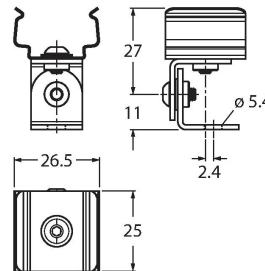
3802486



Mounting accessories, kit consisting of three retaining clips for wall mounting of WLS15 work lights

LMBWLS15-150S

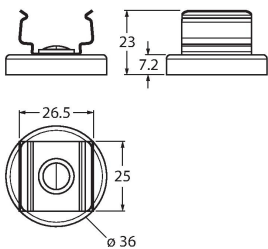
3802214



Mounting accessories, kit consisting of two retaining clips with option of rotation by 150°, for wall mounting of WLS15 work lights, stainless steel

LMBWLS15MAG

3802238



Mounting accessories, kit consisting of two retaining clips with magnetic foot, for wall mounting of WLS15 work lights, retention force up to 16 lb

LMBWLS15TD

3802296

Mounting accessories, kit consisting of two strips of double-sided adhesive tape, for wall mounting of WLS15 work lights

LMBWLS15TF

3801144

Mounting accessories, kit consisting of two strips of double-sided foam urethane tape, for wall mounting of WLS15 work lights

Accessories

Dimension drawing	Type	ID	
	RKC4.4T-2/TEL	6625013	Connection cable, female M12, straight, 4-pin, cable length: 2 m, sheath material: PVC, black; cULus approval; other cable lengths and qualities available, see www.turck.com
	WKC4.4T-2/TEL	6625025	Connection cable, female M12, angled, 4-pin, cable length: 2 m, sheath material: PVC, black; cULus approval; other cable lengths and qualities available, see www.turck.com