

DATA COMMUNICATIONS TRANSFORMERS

ADSL SERIES

- Supports Industry Standard ADSL/ADSL G.Lite Transceivers
- Operating Temperature Range of -40°C to 85°C
- Conforms to ANSI, ITU and ETSI Standards Requirements

STANDARD SPECIFICATIONS

Part Number*	Apps	Turns Ratio** (Chip / Line)	OCL (Line)	RL@Midband (dB)	IL (dB)	Longitudinal Balance (dB)	THD (dB)	Pkg.	Cir.
ADSL-101 ⁵	CO/CP	1:1:1:1	5.0 mH	≥ 16.5 30 - 320 KHz	<1.0 30 - 320 KHz	≥ 50 .025 - 1.1 MHz	≤ -80	EP13	1
ADSL-102 ²	CPE	1:1:1:1	480 mH	≥ 16 .2 - 2 MHz	<1.1 .04 - 2 MHz	≥ 50 .025 - 1.1 MHz	≤ -70	EP13	1
ADSL-103 ⁷	COE	1:1:1:1	430 mH	≥ 16.5 .2 - 2 MHz	<1.1 .04 - 2 MHz	≥ 60 .025 - 1.1 MHz	≤ -80	EP13	1
ADSL-104	CO/CP	1:1:1:1	1.25 mH	≥ 15 .03 - 1.1 MHz	<1.0 .04 - 2 MHz	≥ 50 .025 - 1.1 MHz	≤ -80	EP13	4
ADSL-105 ⁸	CPE	1:1:1:1	407 mH	≥ 16 .2 - 2 MHz	<1.5 .04 - 2 MHz	≥ 55 .025 - 1.1 MHz	≤ -80	EP13	1
ADSL-106 ¹¹	COE	1:1.95	1.5 mH	≥ 16 .02 - 1.1 MHz	<1.0 .03 - 2 MHz	≥ 60 .025 - 1.1 MHz	≤ -80	EP13	5
ADSL-107 ¹	COE	1:1:2:2	470 mH	≥ 16 .2 - 2 MHz	<1.1 .04 - 2 MHz	≥ 50 .025 - 1.1 MHz	≤ -70	EP13	1
ADSL-108 ³	COE	1CT:1.2	2.75 mH	≥ 16.5 30 - 320 KHz	<1.1 .03 - 1 MHz	≥ 50 .025 - 1.1 MHz	≤ -80	EP13	2
ADSL-109 ⁴	CPE	1.8:1	12.96 mH	≥ 16 .03 - 1.1 MHz	<1.0 .03 - 1 MHz	≥ 50 .025 - 1.1 MHz	≤ -80	EP13	2
ADSL-110 ⁹	COE	1.41:1	940 mH	≥ 16.5 .2 - 2 MHz	<1.0 .04 - 2 MHz	≥ 55 .025 - 1.1 MHz	≤ -80	23x11	3
ADSL-111 ⁹	CPE	1:1:1:1	410 mH	≥ 16 .2 - 2 MHz	<1.5 .04 - 2 MHz	≥ 55 .025 - 1.1 MHz	≤ -80	EP13	3
ADSL-112 ¹⁰	COE	1.41:1	475 mH	≥ 16 .2 - 1.1 MHz	<1.0 .03 - 2 MHz	≥ 60 .025 - 1.1 MHz	≤ -80	EP13	3
ADSL-113 ¹²	CPE	1:3.3	800 mH	≥ 15 .2 - 2 MHz	<1.2 .04 - 2 MHz	≥ 40 .025 - 1.1 MHz	≤ -80	EP13	4 ¹²
ADSL-114	COE	1:1:2:2	409 mH	≥ 16 .2 - 2 MHz	<1.1 .2 - 2 MHz	≥ 50 .02 - 1.1 MHz	≤ -78	EP13	4
ADSL-115	CPE	1:1:2:2	100 mH	≥ 16 .2 - 2 MHz	<1.1 .2 - 2 MHz	≥ 50 .02 - 1.1 MHz	≤ -90	EP13	4
ADSL-116	CO/CP	1:1:2:2	440 mH	≥ 16 .2 - 2 MHz	<1.1 .1 - 1.1 MHz	≥ 50 .03 - 1.1 MHz	≤ -90	EP13	4 ¹²
ADSL-117	CPE	1:1.8	450 mH	≥ 16 .2 - 2 MHz	<1.3 .03 - 2 MHz	≥ 60 .025 - 1.1 MHz	≤ -80	EP13	3
ADSL-118	COE	1:1.41	475 mH	≥ 16 .2 - 1.1 MHz	<1.1 .1 - 1.1 MHz	≥ 60 .025 - 1.1 MHz	≤ -80	EP13	4
ADSL-119	CO/CP	1:1:1:1	5.0 mH	≥ 10 .035 - 1.1 MHz	<1.0 @ 100 KHz	≥ 40 .03 - 1.1 MHz	≤ -80	EP13	1
ADSL-120	COE	1:2.125	5.0 mH	≥ 10 .035 - 1.1 MHz	<1.0 @ 100 KHz	≥ 40 .03 - 1.1 MHz	≤ -80	EP13	6
ADSL-121	CO/CP	1:5.4	3.0 mH	≥ 15 40 - 500 KHz	<0.5 @ 100 KHz	≥ 55 20 - 500 MHz	≤ -76	EP13	7

NOTES: See facing page




29 Journey • Aliso Viejo, CA 92656 • USA
(949) 448-7070 • Fax: (949) 448-8484

E-MAIL: abinfo@abracon.com • INTERNET ADDRESS: www.abracon.com

ABRACON IS
ISO 9001 / QS 9000
CERTIFIED

DATA COMMUNICATIONS TRANSFORMERS

ADSL SERIES



Test Conditions:

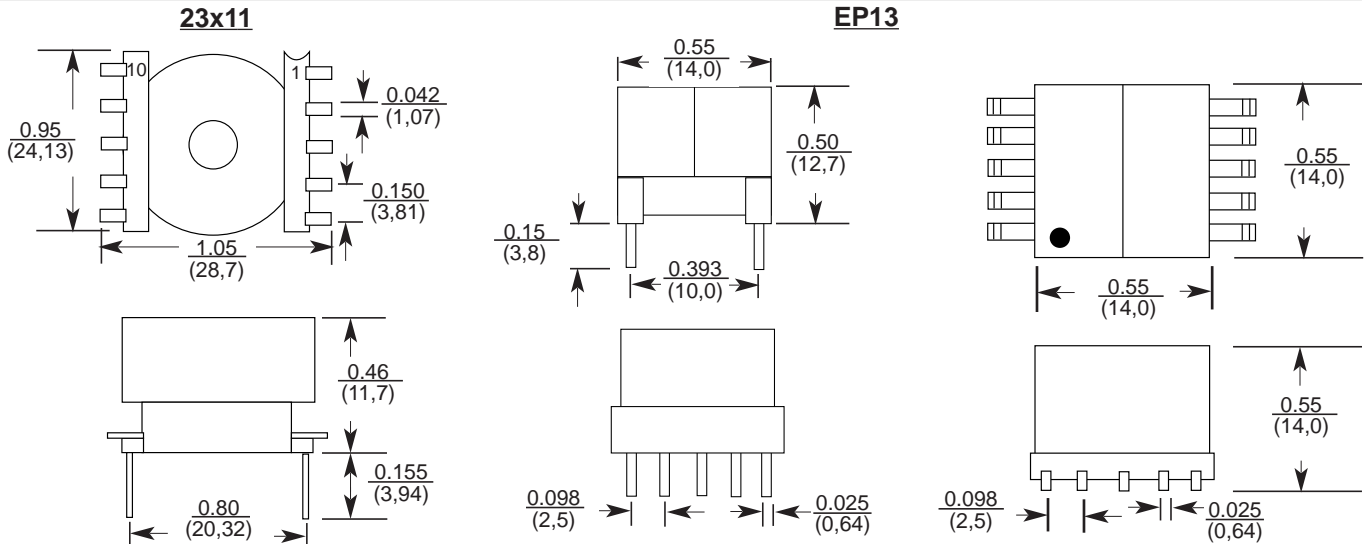
- A. OCL: 100 mVRMS @ 10 KHz with appropriate I_{bc} = 60 mA, Chip-Line
- B. THD: 6 Vp-p @ 30 KHz with 100W
- C. Longitudinal Balance: frequency range specified with 100W

- D. DWV: 1,500 VRMS, greater voltage isolation available
- E. THD: 7.07Vp-p @ 130 KHz with 100W for ADSL -119, -120
- F. Parametric tests for ADSL 121 performed with line Z = 135W, Chip Z = 4.6 W

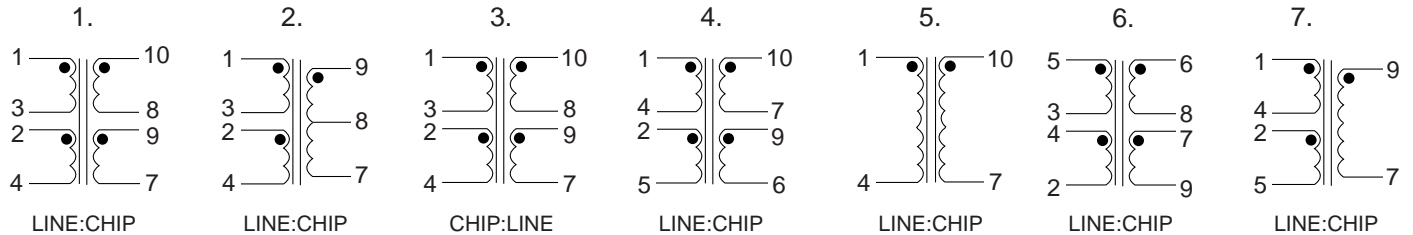
Notes:

- * P/Ns with "S" as suffix are configured for surface mountable applications
- ** "CT" indicates a center-tapped winding, otherwise readings are intended to be across entire winding segment
- 1. Supports Alcatel MTK 20150/134AFE / DCR < 0.5/0.8 W.
- 2. Supports Alcatel MTK 20140/134AFE / DCR < 1.0/1.0 W.
- 3. Supports Motorola MC145650 (MC03AX1456CO Line Driver) w/ DCR < 4.0/2.2, 2.2 W.
- 4. Supports Motorola MC145650 (MC03AX1456CO Line Driver) w/ DCR < 3.0/1.0, 1.0 W.; I_{bc} = 0
- 5. Supports Analog Devices AD20msp910/918 / DCR < 4.5/4.5 W.
- 6. Supports Globespan 7M640 / DCR < 1.0/1.0 W. and DWV @ 3000 VRMS
- 7. Supports Globespan 7M640 / DCR < 2.4/1.5 W.
- 8. Supports Elantec EL-1501 / DCR < 1.5/1.5 W.
- 9. Supports Alcatel MTK 20131/134AFE / DCR < 1.5/1.5 W.
- 10. Supports Elantec EL-1501 / DCR < 1.0/1.0 W.
- 11. Supports T.I. TNETD3000C/P and BB1302 AFE
- 12. Supports connexant CN9001 circuit #4 (chip:line) pins reversed
- 13. Dimensions: inches / mm; see spec sheet for tolerance limits
- 14. Specifications subject to change without notice

PHYSICAL CHARACTERISTICS ¹³



CIRCUITS



ABRACON IS
ISO 9001 / QS 9000
CERTIFIED

29 Journey • Aliso Viejo, CA 92656 • USA
(949) 448-7070 • Fax: (949) 448-8484
E-MAIL: abinfo@abracon.com • INTERNET ADDRESS: www.abracon.com

