




ED Series

- DC output Solid State Relay in an Industry standard EMR plug in package
- Ratings of 5 Amps
- Load voltage range of 1-48 and 1-80 VDC
- Fits standard DIN rail & PCB mountable sockets
- LED input status indicator
- AC or DC control
- cUL Recognized, IEC Rated, CE & RoHS Compliant
- Motor Controller Rated

PRODUCT SELECTION

Control Voltage	5 A	5 A
5-15 VDC Control	ED06D5	ED10D5
18-32 VDC Control	ED06C5	ED10C5
48-72 VDC Control	ED06F5	ED10F5
18-36 VAC Control	ED06E5	ED10E5
90-140 VAC Control	ED06B5	ED10B5

AVAILABLE OPTIONS



OUTPUT SPECIFICATIONS DC Output ⁽¹⁾

Description	5 A	5 A
Operating Voltage [VDC] ⁽²⁾	1-48	1-80
Maximum Load Current, UL 508 Resistive, [Adc]	5	5
Maximum Load Current, IEC 60947-4-1 DC-1, DC-3 [Adc, FLA]	5	5
Maximum Load Current UL 508 Motor Controller [FLA] ⁽³⁾	2.0	2.0
Minimum Load Current [mAdc]	2.5	2.5
Maximum Off-State Leakage Current @ Rated Voltage [μ A]	20	20
Maximum On-State Voltage Drop @ Rated Current and 40°C [Vdc]	0.3	0.3
Maximum Surge Current (10ms) [Adc]	60	60
Maximum PWM [Hz] ⁽⁴⁾	500	500

INPUT SPECIFICATIONS ⁽¹⁾

Description	EDxxD5	EDxxC5	EDxxF5	EDxxE5	EDxxB5
Control Voltage Range	5-15 VDC	18-32 VDC	48-72 VDC	18-36 VAC	90-140 VAC
Minimum Turn-On Voltage	5 VDC	18 VDC	48 VDC	18 VAC	90 VAC
Minimum Turn-Off Voltage	1.3 VDC	2 VDC	4 VDC	4 VAC	11 VAC
Maximum Reverse Voltage	3 VDC	3 VDC	3 VDC	N/A	N/A
Minimum Input Current [mA]	11	10.7	10.8	12	7.3
Maximum Input Current [mA]	42.8	19.7	16.3	25.3	10.9
Nominal Input Impedance [ohms]	350	1.6K	4.4K	1.5K	12.5K
Maximum Turn-On Time [msec] ⁽⁴⁾	0.6	0.6	0.6	0.6	0.6
Maximum Turn-Off Time [msec]	0.3	0.3	0.3	0.3	0.3

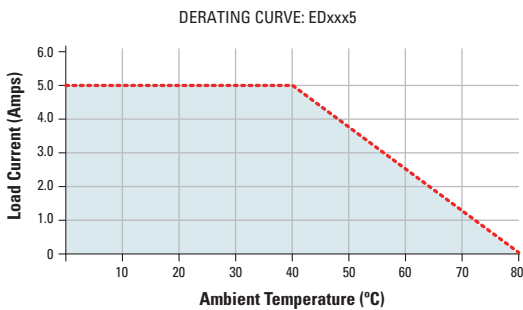
GENERAL SPECIFICATIONS ⁽¹⁾

Description	Parameters
Dielectric Strength, Input/Output (50/60Hz)	2500 Vrms
Minimum Insulation Resistance (@ 500 V DC)	10 ⁹ Ohms
Maximum Capacitance, Input/Output	10 pF
Ambient Operating Temperature Range	-30°C to 80°C
Ambient Storage Temperature Range	-40°C to 125°C
Weight (typical)	0.71 oz. (30 g)
Maximum Humidity	85% non-condensing
Housing Material	PBT 30% GF, UL94 V-0
Terminals Material	Copper w/Sulfamet Nickel finish

GENERAL NOTES

- 1) All parameters at 25°C unless otherwise specified.
- 2) Maximum Rated voltage for ED06xx is 60 VDC and 100 VDC for ED10xx
- 3) Maximum Motor Controller current is 1.5 FLA for EDxxB5 and EDxxE5
- 4) PWM does not apply to EDxxB5 and EDxxE5

THERMAL DERATE INFORMATION



Above curve is based on a minimum spacing between parts of 16mm. Maximum current @ 0mm spacing is 3A.
Derating Value: ED06x5, D10x5 = 0.125A per mm

Derating based on Relay air gap:

Example: 10mm spacing with a ED06D5 SSR

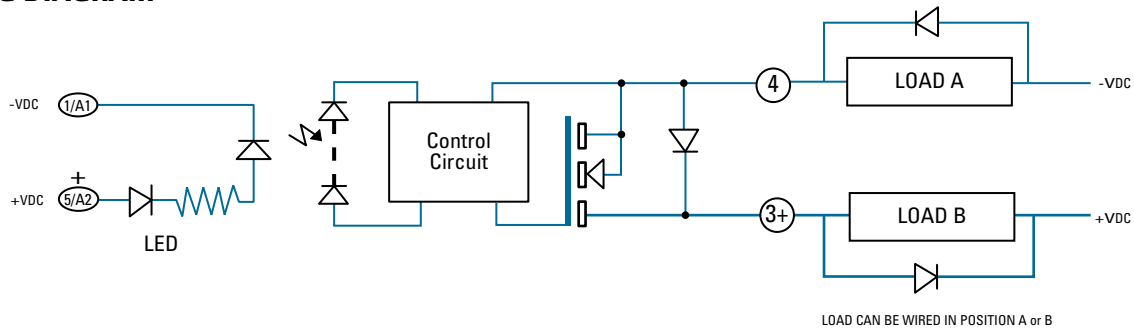
- 1.- Subtract spacing from the minimum required spacing of the part (16mm) to get the correction value.
 $16-10=6$
- 2.- Multiply air gap derating value found above with correction value.
 $0.125 \times 6 = 0.75A$

Now using this final number we can figure out what the maximum current the relay can carry with 10mm spacing @ 60°C Ambient.

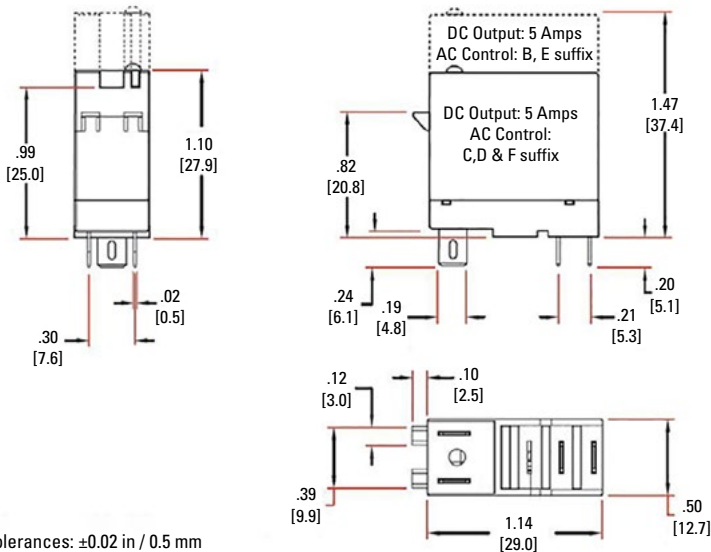
- 3.- using the Ambient Derating Curve above find the current for the 5A model @ 60°C. In this case that value is 2.5A.
- 4.- Subtract the value above (0.75A) from 2.5A.
 $2.5-0.75 = 1.75A$

The maximum current you can switch with the ED06D5 with a 10mm air gap between relays @ 60°C ambient is 1.75A

WIRING DIAGRAM



MECHANICAL SPECIFICATIONS



ACCESSORIES

ED Series Accessories

DRSED



DIN Rail Mountable Socket

Part no.: DRSED
Fingersafe IP10 DIN rail mountable socket to mount ED series relays onto standard 35 mm DIN rail. Rated at 250 V AC/DC, 12 Amps. The DRSED includes M3 Combo screws.

PCBSED



PC Board Mountable Socket

Part no.: PCBSED
PC Board mountable socket for ED series relays. Rated at 250 V AC/DC, 12 Amps. Suggested Pin-out hole diameter: 1.0 mm

AGENCY APPROVALS

Designed in accordance with the requirements of IEC 62314

IEC 61000-4-2 : Electrostatic Discharge Level 1 – Criteria A
IEC 61000-4-4 : Electrically Fast Transients Level 2 – Criteria B
IEC 61000-4-5 : Electrical Surges Level 3 – Criteria B



⚠ DANGER / PELIGRO / DANGER /GEFAHR / PERICOLO / 危险

<p>HAZARD OF ELECTRIC SHOCK, EXPLOSION, OR ARC FLASH.</p> <ul style="list-style-type: none"> • Disconnect all power before installing or working with this equipment. • Verify all connections and replace all covers before turning on power. <p>Failure to follow these instructions will result in death or serious injury.</p>	<p>RIESGO DE DESCARGA ELECTRICA O EXPLOSION.</p> <ul style="list-style-type: none"> • Desconectar todos los suministros de energia a este equipo antes de trabajar con este equipo. • Verificar todas las conexiones y colocar todas las tapas antes de energizar el equipo. <p>El incumplimiento de estas instrucciones puede provocar la muerte o lesiones serias.</p>	<p>RISQUE DE DESCARGE ELECTRIQUE OU EXPLOSION</p> <ul style="list-style-type: none"> • Eteindre toutes les sources d'énergie de cet appareil avant de travailler dessus de cet appareil • Vérifier tous connections, et remettre tous couverts en place avant de mettre sous <p>De non-suivi de ces instructions provoquera la mort ou des lésions sérieuses.</p>	<p>GEFAHR EINES ELEKTRISCHE N SCHLAGES ODER EINER EXPLOSION.</p> <ul style="list-style-type: none"> • Stellen Sie jeglichen Strom ab, der dieses Gerät versorgt, bevor Sie an dem Gerät Arbeiten durchführen • Vor dem Drehen auf Energie alle Anschlüsse überprüfen und alle Abdeckungen ersetzen. <p>Unterlassung dieser Anweisungen können zum Tode oder zu schweren Verletzungen führen.</p>	<p>RISCHIO DI SCOSSA ELETTRICA O DELL'ESPLOSIONE.</p> <ul style="list-style-type: none"> • Spenga tutta l'alimentazione che fornisce questa apparecchiatura prima di lavorare a questa apparecchiatura • Verificare tutti i collegamenti e sostituire tutte le coperture prima dell'accensione <p>L'omissione di queste istruzioni provocherà la morte o lesioni serie</p>	<p>存在电击、爆炸或电弧闪烁危险</p> <ul style="list-style-type: none"> • 在操作此设备之前请先关闭电源。 <p>若不遵守这些说明，可能会导致严重的人身伤害甚至死亡。</p>
--	--	---	--	--	---

⚠ WARNING / AVERTISSEMENT / WARNUNG /ADVERTENCIA / AVVERTENZA / 警告

<p>RISK OF MATERIAL DAMAGE AND HOT ENCLOSURE</p> <ul style="list-style-type: none"> • The product's side panels may be hot, allow the product to cool before touching. • Follow proper mounting instructions including torque values. • Do not allow liquids or foreign objects to enter this product. <p>Failure to follow these instructions can result in serious injury, or equipment damage.</p>	<p>RISQUE DE DOMMAGE MATERIEL ET DE SURCHAUFFE DU BOITIER</p> <ul style="list-style-type: none"> • Les panneaux latéraux du produit peuvent être chauds. Laisser le produit refroidir avant de le toucher. • Respecter les consignes de montage, et notamment les couples de serrage. • Ne pas laisser pénétrer de liquide ni de corps étrangers à l'intérieur du produit. <p>Le non-respect de cette directive peut entraîner, des lésions corporelles graves ou des dommages matériels.</p>	<p>GEFAHR VON MATERIALSCHÄDEN UND GEHÄUSEERHITZUNG</p> <ul style="list-style-type: none"> • Die Seitenwände können heiß sein. Lassen Sie das Produkt abkühlen, bevor Sie es berühren. • Beachten Sie die Montageanweisungen, • Führen Sie keine Flüssigkeiten oder Fremdkörper in das Produkt ein. <p>Die Nichtbeachtung dieser Anweisung kann Körperverletzung oder Materialschäden zur Folge haben.</p>
<p>RIESGO DE DAÑOS MATERIALES Y DE SOBRECIENTAMIENTO DE LA UNIDAD</p> <ul style="list-style-type: none"> • Los paneles laterales del producto pueden estar calientes. Esperar que el producto se enfríe antes de tocarlo. • Respetar las instrucciones de montaje, y en particular los pares de apretado. • No dejar que penetren líquidos o cuerpos extraños en el producto. <p>Si no se respetan estas precauciones pueden producirse graves lesiones, daños materiales.</p>	<p>RISCHIO DI DANNI MATERIALI E D'INVOLUCRO CALDO</p> <ul style="list-style-type: none"> • I pannelli laterali dell'apparecchio possono scottare; lasciar quindi raffreddare il prodotto prima di toccarlo. • Seguire le istruzioni di montaggio corrette. • Non far entrare liquidi o oggetti estranei in questo apparecchio. <p>La mancata osservanza di questa precauzione può causare gravi rischi per l'incolumità personale o danni alle apparecchiature.</p>	<p>材料损坏和高温外壳的危险性</p> <ul style="list-style-type: none"> • 产品的一侧面板可能很热，在其冷却前请不要触碰。 • 遵照正确的安装说明，包括扭矩值。 • 请勿让液体及其他异物进入本产品。 <p>如不能正确执行这些操作说明，极有可能造成严重人体伤害或者设备的损坏。</p>

ANNEX - ENVIRONMENTAL INFORMATION

The environmental information disclosed in this annex including the EIP Pollution logo are in compliance with People’s Republic of China Electronic Industry Standard SJ/T11364 – 2006, Marking for Control of Pollution Caused by Electronic Information Products.

Part Name	Toxic or hazardous Substance and Elements					
	Lead (Pb)	Mercury (Hg)	Cadmium (Cd)	Hexavalent Chromium (Cr (VI))	Polybrominated biphenyls (PBB)	Polybrominated diphenyl ethers (PBDE)
Semiconductor die	X	○	○	○	○	○
Solder	X	○	○	○	○	○

附件 – 环保信息

此附件所标示的包括电子信息产品污染图标的环保信息符合中华人民共和国电子行业标准 SJ/T11364 - 2006, 电子信息产品污染控制标识要求。

部件名称	有毒有害物质或元素					
	铅 (Pb)	汞 (Hg)	镉 (Cd)	六价铬 (Cr (VI))	多溴联苯 (PBB)	多溴二苯醚 (PBDE)
半导体芯片	X	○	○	○	○	○
焊接点	X	○	○	○	○	○

