


Type: CEFD1608

◆ **Product Description**

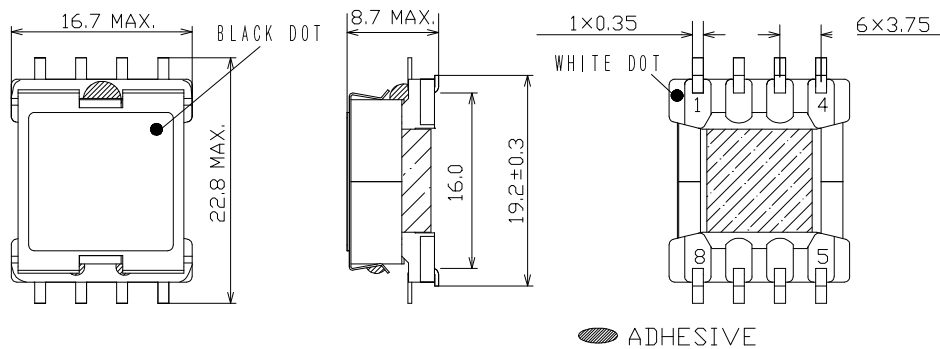
- 22.8 × 16.7mm Max.(L×W), 8.7mm Max.(Height)
- In addition to the typical versions of parameters shown here, custom parameters are available to meet your exact requirements



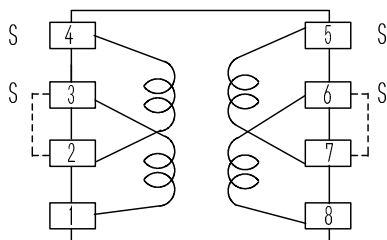
◆ **Feature**

- Magnetically shielded construction.
- Storage temperature range: -40°C ~ +85°C.
- Operating temperature range: -40°C ~ +85°C.
- Max. Operating frequency 500kHz, Max. Operating Power 7.0W(100kHz).
- Ideally used in Portable equipment.
- RoHS Compliance.

◆ **Dimensions (mm)**

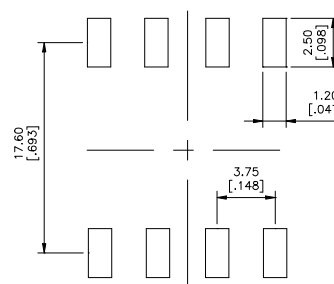


◆ **Schematics (Bottom)**



“S” indicates winding start.

◆ **Land Pattern (mm)**



Type: CEFD1608
◆ Specification (Part No.: DN-E-3606)

			Measuring Condition
Inductance	(1-3); (2-4)	12.5mH Min.	10KHz/0.1V
D.C.R.	(5-7)	3.1 Ω Max.	at 20°C
D.C.R.	(4-2)	3.4 Ω Max.	at 20°C
D.C.R.	(3-1)	3.6 Ω Max.	at 20°C
D.C.R.	(6-8)	3.8 Ω Max.	at 20°C
Inductance (Ref.)	(4-1)	50mH Min.	10KHz/0.1V
Leakage Inductance (Ref.)	(4-1)	20μH (Ref.)	100KHz
Stray Capacity (Ref.)	(4-1)	110PF Max.	1MHz
NOTE: (2-3) To be shorted when inductance(4-1) and stray capacity measured. (2-3),(6-7),(5-8) To be shorted when leakage inductance measured.			