


TYPE 57P

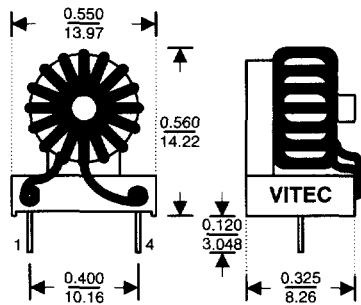
CURRENT SENSE INDUCTORS AND TRANSFORMERS

FEATURES

- Designed for frequency range from 200KHz to 500KHz.
- 1250 Vrms Isolation.
- 20 Amp Peak Sense Current.
- Materials meet flammability requirement of UL94V-0.
- Manufactured to UL recognized 130 insulation system. UL file# E107307.



STYLE 1 - INDUCTOR

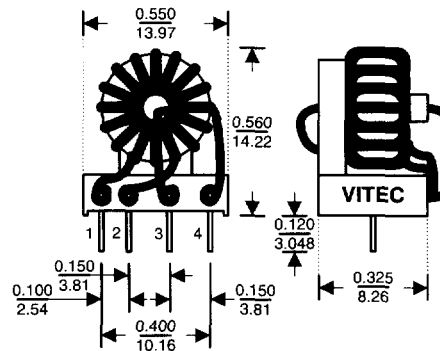


SCHEMATIC

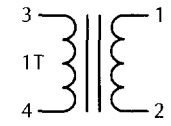


Dimensions Inches/mm +/- 0.01" Unless noted

STYLE 2 - TRANSFORMER



SCHEMATIC



Dimensions Inches/mm +/- 0.01" Unless noted

ELECTRICAL CHARACTERISTICS @ +25°C

Part Number		Turns	Inductance Secondary	DCR Primary	DCR Secondary	Terminating Resistance*	Vs
Inductor	Transformer	Ns +/- 2%	μH MIN	Ohm MAX	Ohm MAX	Ohm TYP	mV TYP
57P1676	57P3576	10	150	0.006	0.055	1.50	30
57P1677	57P3577	20	600	0.006	0.097	3.00	60
57P1678	57P3578	50	4000	0.006	0.240	7.50	160

Notes: * For Voltage Across Terminating Resistance of 0.15 Volt per Ampere