

4

3

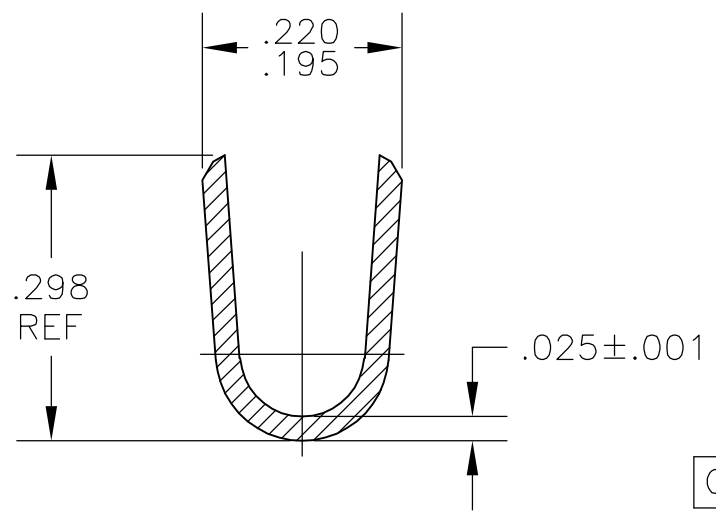
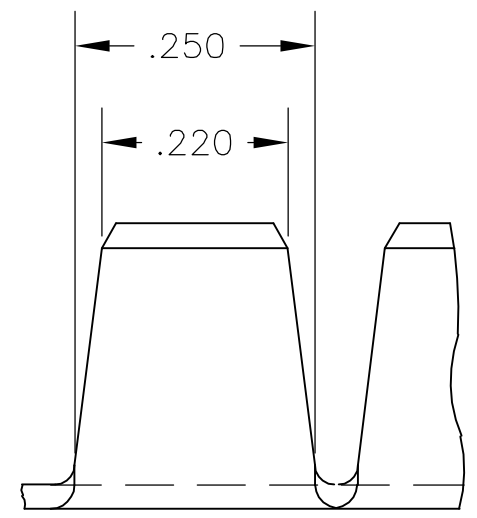
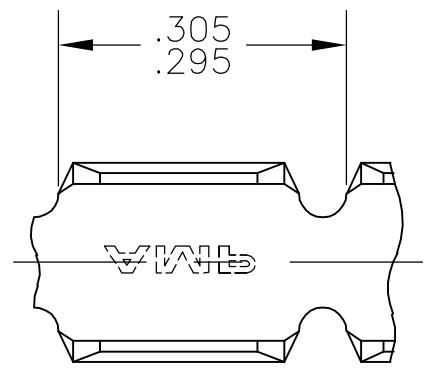
2

1

THIS DRAWING IS UNPUBLISHED. RELEASED FOR PUBLICATION
 © COPYRIGHT BY TYCO ELECTRONICS CORPORATION. ALL RIGHTS RESERVED.

LOC	DIST	REVISIONS					
		P	LTR	DESCRIPTION	DATE	DWN	APVD
AF	50						
		P1		ECR-07-001426(REDRAWN IN AUTOCAD)	13DEC06	HMR	GP

- 1 CONTINUOUS STRIP ON REELS.
- 2 WIRE RANGE: 12,000 TO 18,000 CMA
- △ 3 FOREIGN PRODUCTION ONLY.



	FINISH	MATERIAL	PART NO
	NONE	TEMPER A ST. STEEL	60997-5
OBSOLETE	.000080 MIN TIN	TEMPER 3 C.R. STEEL	60997-4
	.000150 MIN NICKEL	TEMPER 3 C.R. STEEL	60997-3
△ 3 OBSOLETE	.000080 MIN TIN	082 BRASS	60997-2
	NONE	082 BRASS	60997-1

THIS DRAWING IS A CONTROLLED DOCUMENT.		DWN RAGHAVENDRA 13DEC06	Tyco Electronics Corporation Harrisburg, Pa 17105-3608	
DIMENSIONS: INCHES	TOLERANCES UNLESS OTHERWISE SPECIFIED:	CHK G.D.PORTA 04JAN07	NAME	
	0 PLC ± -	APVD G.D.PORTA 04JAN07	SPLICE	
	1 PLC ± -	PRODUCT SPEC		
	2 PLC ± -	APPLICATION SPEC		
	3 PLC ± .010		SIZE	CAGE CODE
	4 PLC ± -		DRAWING NO	
	ANGLES ± -		RESTRICTED TO	
MATERIAL SEE TABLE	FINISH SEE TABLE	WEIGHT -	A3 00779 C-60997	
CUSTOMER DRAWING			SCALE 5:1	SHEET 1 OF 1
			REV P1	