

Part/Keyword Search



Detailed Drawing



Printer Friendly Datasheet

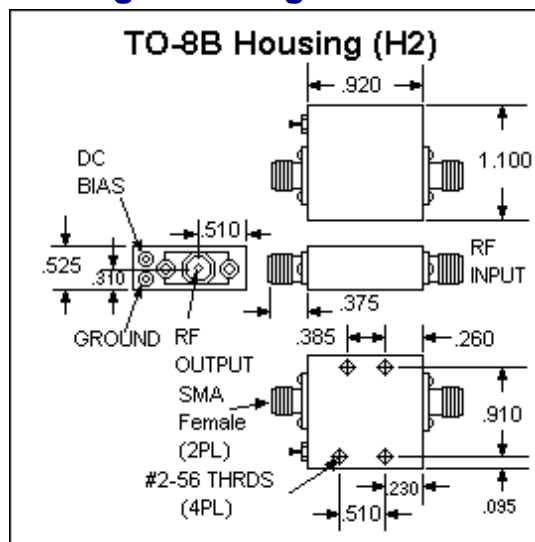
BR5834 / SBR5834*

* Part number for additional environmental screening.

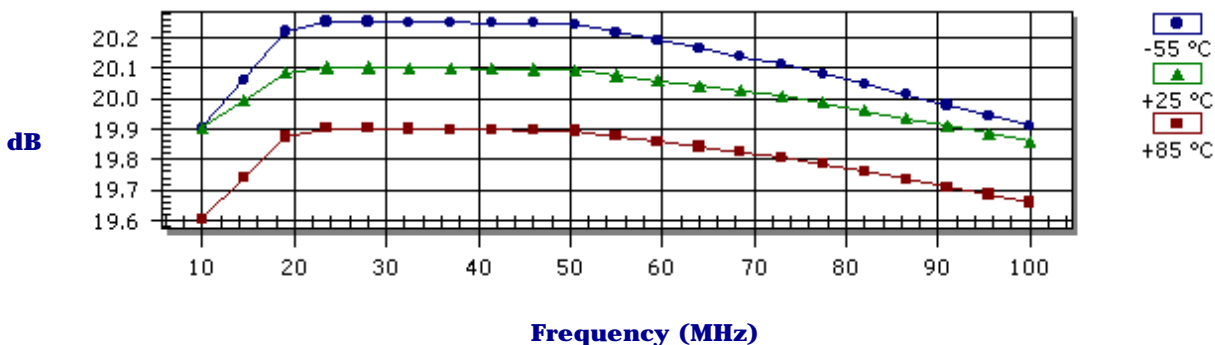
Performance Data

Frequency	10.0 - 100.0 MHz
Gain	19.7 dB Typical 18.7 dB Min
Noise Figure	3.5 dB Typical 4.5 dB Max
P _{1dB}	27.5 dBm Typical 26.0 dBm Min
3 rd Order Intercept	40.0 dBm Typical
2 nd Order Intercept	52.0 dBm Typical
VSWR	1.7/2.0 Input Typ/Max 1.3/2.0 Output Typ/Max
Reverse Isolation	-25.0 dB Typical -24.0 dB Min
Power Supply	15.0 Volts 135.0 mA
Operating Temperature	-55.0 - 85.0 °C

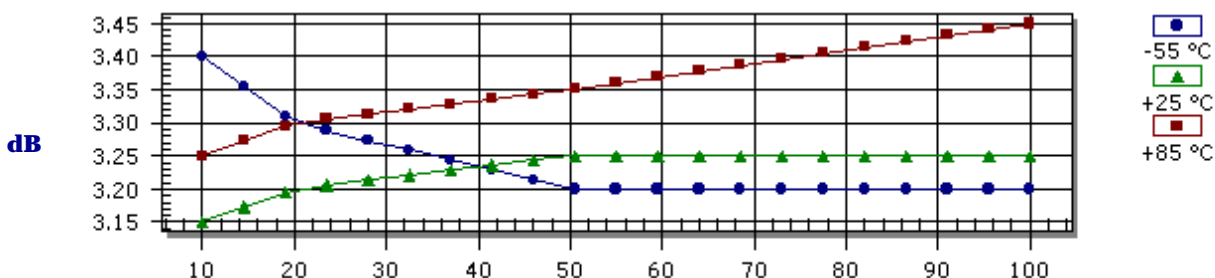
Package Drawing



Gain



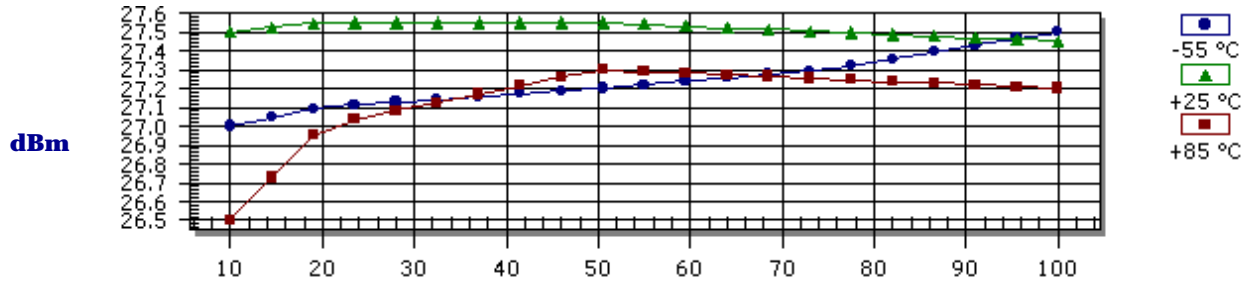
Noise Figure



- Products
- Amplifiers
- VCOs
- Limiting Amplifiers
- Switches
- Linearizers
- Limiters
- Analog Attenuators
- Digital Attenuators
- Detectors

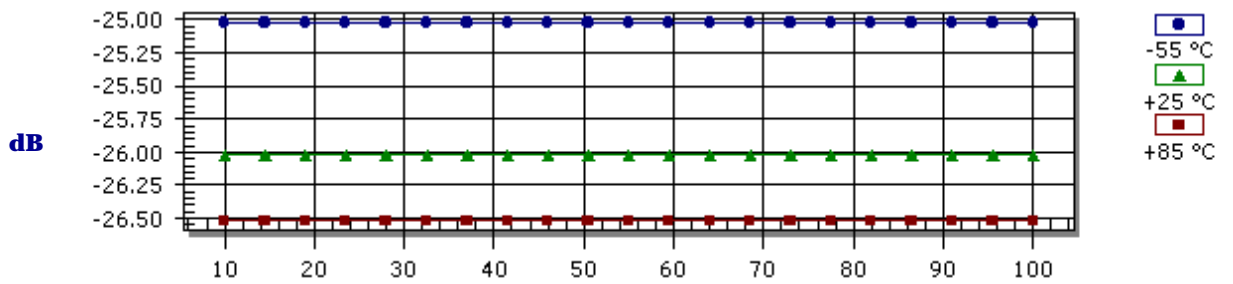
Frequency (MHz)

P_{1dB} Compression Point



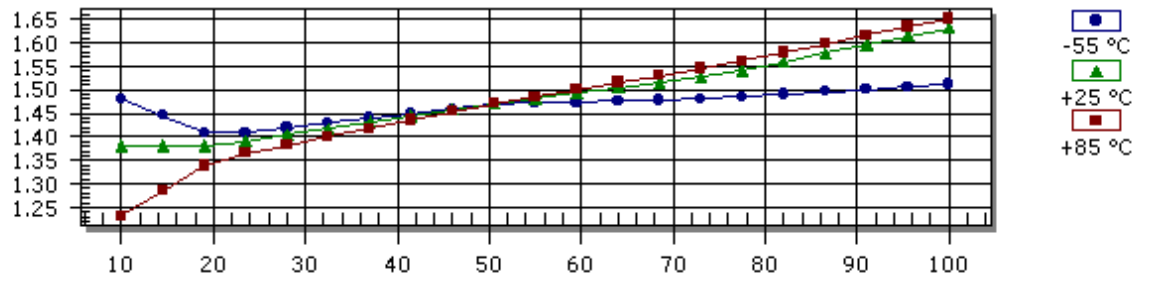
Frequency (MHz)

Reverse Isolation



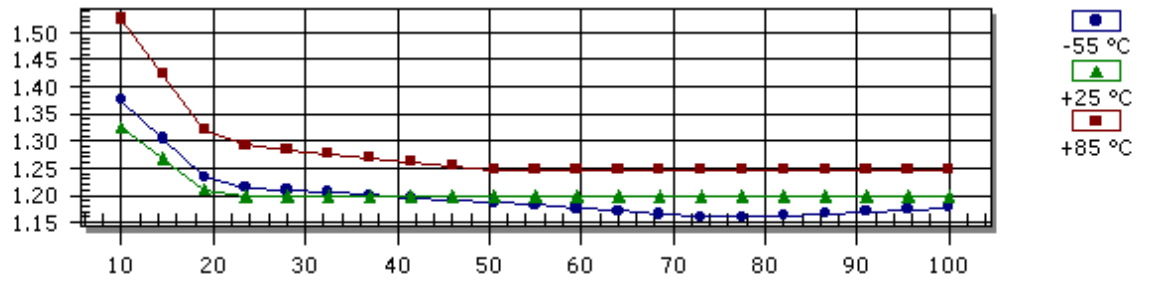
Frequency (MHz)

Input VSWR



Frequency (MHz)

Output VSWR



Frequency (MHz)

S-Parameters

Frequency	S11 Mag	S11 Ang	S21 Mag	S21 Ang	S12 Mag	S12 Ang	S22 Mag	S22 Ang
10.0	0.160	-29.00	9.890	-157.00	0.050	-157.00	0.140	40.00
20.0	0.160	-27.00	10.120	-175.00	0.050	-178.00	0.090	26.00
50.0	0.190	-50.00	10.110	164.00	0.050	160.00	0.090	18.00
75.0	0.210	-72.00	10.000	151.00	0.050	145.00	0.090	12.00
100.0	0.240	-91.00	9.840	139.00	0.050	132.00	0.090	5.00

Absolute Maximum Conditions

Maximum Operating Temperature	-55.0 - 100.0 °C	Maximum Storage Temperature	-62.0 - 125.0 °C
Maximum Case Temperature	125.0 °C	Maximum Supply Voltage	18.0 Volts
Continuous RF Input Power	18.0 dBm	Short Term RF Input Power (1 minute max)	100.0 mW
Maximum Peak Power (3 µsec max)	0.5 W		

Amplifonix | 2707 Black Lake Place | Philadelphia, PA 19154
Tel: 215.464.4000 | FAX: 215.464.4001 | Email: info@amplifonix.com

i2 Technologies US, Inc.

HTML Pages converted to PDF Document

This document contain component information from the manufacturer's website which are not available in a revision controlled document from the manufacturer. To facilitate the addition of these parts into the Electronics Database, we are converting the HTML pages related to that part, from the manufacturer's website into Adobe PDF format. The contents of this document is based on the information provided on the manufacturer's website, therefore the information may have been changed by the manufacturer since this was created.

