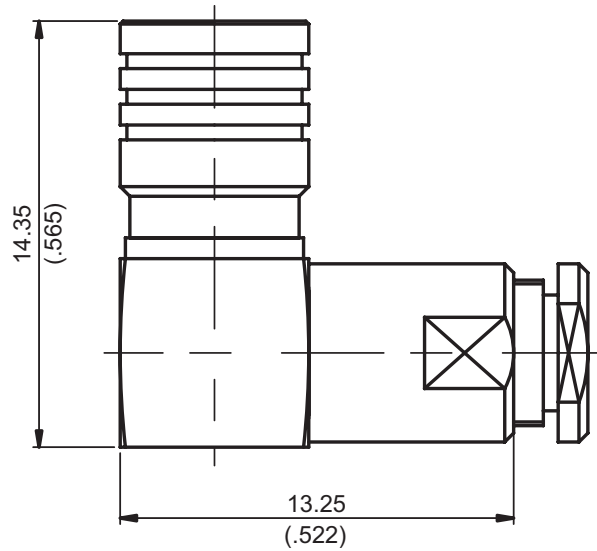


SMB3200-9316

SMB Plug Clamp Right Angle 50Ω



Parts	Material	Plating (Micro-inch)
Nut	Brass	Gold 5 Over Nickel 50 Over Copper 50
Top Hat	Brass	Gold 5 Over Nickel 50 Over Copper 50
Cover	Brass	Gold 20 Over Nickel 50 Over Copper 50
Gasket	Silicon	Gold 5 Over Nickel 50 Over Copper 50
Washer	Brass	Gold 5 Over Nickel 50 Over Copper 50
Retainer Ring	Beryllium Copper	Tin-Zinc-Copper-Alloy 100 Over Copper 50
Contact Pin	Beryllium Copper	Gold 20 Over Nickel 50 Over Copper 50
Insulator	Teflon	
Body	Brass	Gold 5 Over Nickel 50 Over Copper 50

Weight: 3.83 g

Suitable Cables: RG174, RG188, RG316, RG316-E, RG316-FEP, JBY100, RD316, RG316D-E, RD316-FEP

This part number complies with RoHS.

Notice: JYEBAO reserves the right to make modifications deemed appropriate.

## CABLE ASSEMBLY INSTRUCTION

SMB3200-9316

JYE BAO CO., LTD.

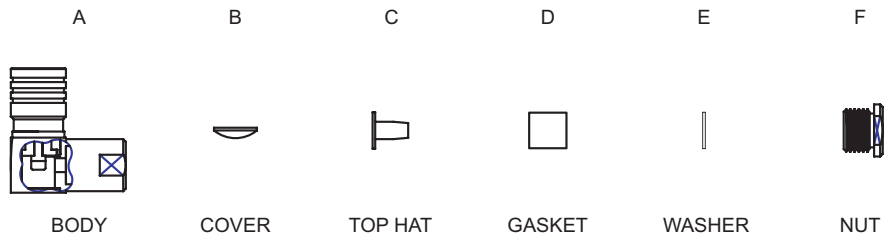

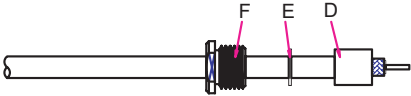
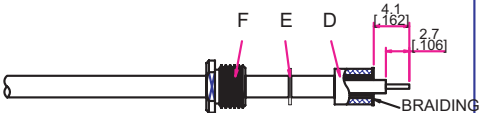
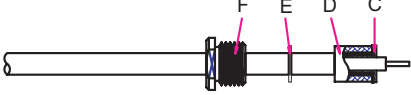
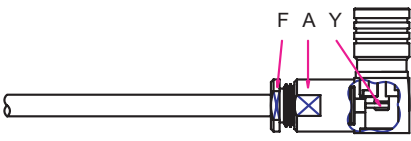
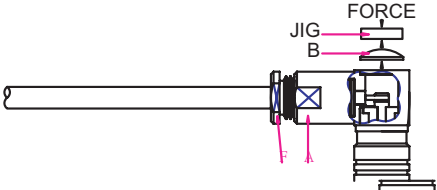


DIAGRAM	ASSEMBLY INSTRUCTION
	Step 1: STRIP AS SHOWN .
	Step 2: SLIDE GASKET " D " , WASHER " E " AND NUT " F " OVER CABLE .
	Step 3: WRAP THE BRAIDING BACKWARD OVER GASKET " D " . Step 4: STRIP THE DIELECTRIC AS SHOWN .
	Step 5: SLIDE TOP HAT " C " BETWEEN BRAIDING AND DIELECTRIC .
	Step 6: SCREW " F " ON THE CONNECTOR BODY " A " . Step 7: SLIDE CENTER CONDUCTOR ON THE CONTACT PIN OF CONNECTOR " A " AND SOLDER IN " Y "
	Step 8: PRESS ON THE TOP OF " B " WITH JIGS .

This part number complies with RoHS.

Notice: JYEBAO reserves the right to make modifications deemed appropriate.