


DDR3 Synchronous Dynamic Ram MODULE

3D3D4G04WB2358

4Gbit DDR3 SDRam organized as 1Gx4, based on 512Mx4



Target application

- Embedded Systems
- Workstations
- Server
- Super computers
- Test systems

Features and Benefits


- JEDEC-standard 78 balls
- Vdd=VddQ = +1.5V +/-0.075V
- Differential bidirectional data strobe
- 8n-bit prefetch architecture
- 8 internal banks per memory
- Nominal and dynamic on-die termination
- Programmable CAS latency
- Posted CAS additive latency
- Fixed burst lengths of 8 and burst chp (BC) of 4
- Selectable BC4 or BL8 on-the-fly
- Self refresh mode
- Write leveling
- Multipurpose register
- Output driver calibration
- Clock rate available : 667 and 800Mhz
- Commercial, Industrial and Military temperature range.

Pin Assignment

FBGA 78 (Pitch 0.80mm)

Top View
(Viewed by Transparency)

Pin Indicator



General description

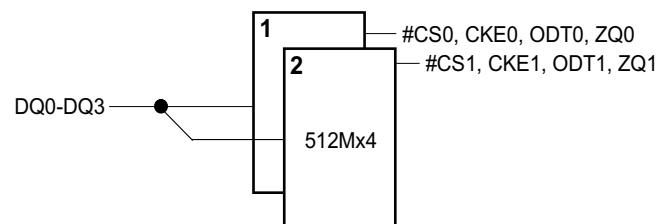
3D Plus offers a new 4Gbit DDR3 SDRAM cube with a compatible JEDEC standard package.

This cube embeds 2 chips with a capacity of 2Gb (512Mbx4) each. They can be addressed with separate CS, CE, ODT and ZQ. Our products are available at 667 and 800Mhz clock speed which is equivalent to 1333 and 1600 Mbps in Commercial, Industrial and Military temperature range.

Thanks to the high density patented technology and the cold manufacturing process the memories are embedded in a small form factor device without compromising electrical or thermal performance.

This device is ideal for high density memory applications that require high speed transfer and compatibility with standard servers and networking equipment.

FUNCTIONAL BLOCK DIAGRAM



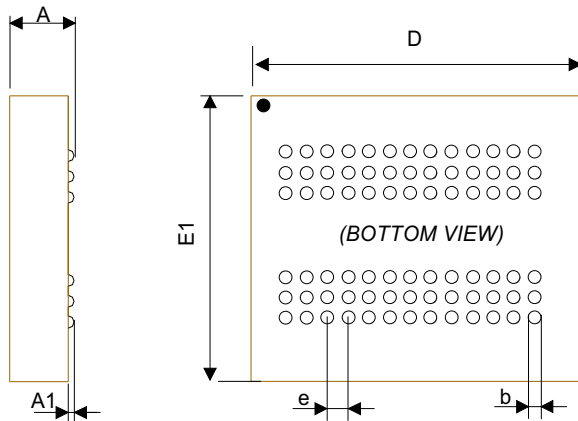
(All other signals are common to the two memories)

DDR3 Synchronous Dynamic Ram MODULE

3D3D4G04WB2358

4Gbit DDR3 SDRam organized as 1Gx4, based on 512Mx4

Mechanical Drawing



	Min	Max
A	3.20	3.40
A1	0.17	0.20
D	11.00	11.20
E1	9.00	9.20
b	0.40	
e	0.80	
Dimensions (mm)		
Max. weight : 1.00 gr.		

DC Operating conditions and characteristics

Parameter	Symbol	Min	Max	Unit
Supply Voltage relative to Vss	V _{DD}	1.425	1.575	V
I/O Supply Voltage relative to Vss	V _{DDQ}	1.425	1.575	V
Input Leakage Current	I _{li}	-4	4	μA
Vref Supply Leakage Current	I _{vref}	-2	2	μA
Input ref. voltage com/ad bus	V _{REFCA}	0.49xV _{DD}	0.51xV _{DD}	V
I/O Reference Voltage DQ bus	V _{REFDQ}	0.49xV _{DD}	0.51xV _{DD}	V
I/O Ref. Volt. DQ bus in self refresh	V _{REFDQ}	V _{ss}	V _{DD}	V

Absolute maximum ratings

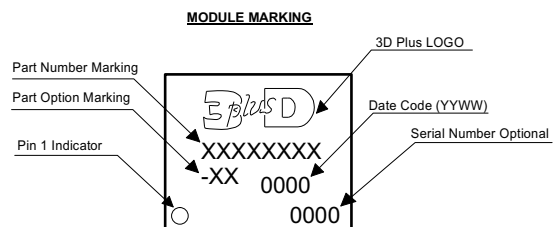
Parameter	Symbol	Value	Unit
Voltage on any ball relative to VSS	V _{IN} , V _{OUT}	-0.4 ~ +1.975	V
Storage temperature	T _{STG}	-55 ~ +150	°C

DC Characteristics

Parameter	Symbol	Value	Unit
Operating current (One bank active)	I _{DD1}	112	mA
Precharge power down current	I _{DD2P0}	24	mA
Self refresh current	I _{DD6}	24	mA

3D3D4G04WB2358 - X

Temperature Range
C = (0°C to + 95°C)
I = (-40°C to + 95°C)
M = (-55°C to + 125°C)



MAIN SALES OFFICE

	3D PLUS			Web : www.3d-plus.com e-mail : sales@3d-plus.com	DISTRIBUTOR
FRANCE	408, rue Hélène Boucher Z.I. 78532 BUC Cedex	Tél : 33 (0)1 30 83 26 50	Fax : 33 (0)1 39 56 25 89		
USA	3D PLUS USA, Inc 6633 Eldorado Parkway Suite 420 Mckinney, TX 75070	Tél : (214) 733-8505	Fax : (214) 733-8506	e-mail : sales@3d-plus.com	

DDR3 Memory Module

PRELIMINARY

3D PLUS S.A. reserves the right to change or cancel products or specifications without notice
 3DFP-0358-REV : 2 - October 2010