

All dimensions are in mm; tolerances according to ISO 2768 m-H

Interface

According to DIN 72594-1

Documents

Assembly instruction MA_59V048
 PCB layout MB_182
 Tape & reel packaging VG118.30000

Material and plating

Connector parts

Center contact **Material** Brass
 Outer contact Zinc alloy
 Dielectric PA 6T/66
 Housing PA 6T/66

Plating

AuroDur®, gold plated ^(d)
 Tin 2 µm min., over Nickel 1 µm min.

Electrical data

Impedance	50 Ω
Frequency	DC to 6 GHz
Return loss measured on 50 Ω footprint	≥ 23 dB (DC to 2.4 GHz) ≥ 20 dB (2.4 GHz to 4 GHz) ≥ 17 dB (4 GHz to 6 GHz)
Insertion loss	≤ 0.15 x √f(GHz) dB (f)
Insulation resistance	≥ 1x10 ³ MΩ
Center contact resistance	≤ 15 mΩ
Outer contact resistance	≤ 5 mΩ
Test voltage	750 V rms
Working voltage	335 V rms
Power current	≤ 1 A DC

- Connector only, VSWR in application depends decisive on PCB layout -

Mechanical data

Mating cycles	≥ 25
Engagement force	≤ 65 N (e)
Disengagement force	≥ 2 N
Retention force latch	≥ 110 N
Coding efficiency	≥ 40 N

Environmental data

Temperature range	-40 °C to +105 °C
Thermal shock	DIN 72594-2 clause 8.2
Temperature and humidity	DIN 72594-2 clause 8.3
Vibration and mechanical shock	DIN 72594-2 clause 8.1
Dry heat	DIN 72594-2 clause 8.4
Soldering profile	acc. to IEC 60068-2-58 group 3&4
RoHS	compliant

Tooling












N/A

Packing

Standard	300 pcs on tape & reel
Weight	4.00 g/pce

Coding

Part Number has to be accomplished by codification

Coding	Color	RAL	Part-Number
 A	black	sim. 9005	59S2DA-40MT5-A
 B	white	sim. 9001	59S2DA-40MT5-B
 C	blue	sim. 5005	59S2DA-40MT5-C
 D	bordeauxviolet	sim. 4004	59S2DA-40MT5-D
 E	green	sim. 6002	59S2DA-40MT5-E
 F	brown	sim. 8011	59S2DA-40MT5-F
 G	grey	sim. 7031	59S2DA-40MT5-G
 H	violet	sim. 4003	59S2DA-40MT5-H
 I	beige	sim. 1001	59S2DA-40MT5-I
 K	curry	sim. 1027	59S2DA-40MT5-K
 Z	waterblue	sim. 5021	59S2DA-40MT5-Z

Change History

Rev.	Date	Change
d00	06.04.17	adjusting tolerance from "0,03 -0,1" to "0,03 +0,06/-0,1" setting plating to min.
e00	03.12.17	Engagement force "≤ 50 N" changed to "≤ 65 N"
f00	02.08.19	Added new define for Insertion loss.

While the information has been carefully compiled to the best of our knowledge, nothing is intended as representation or warranty on our part and no statement herein shall be construed as recommendation to infringe existing patents. In the effort to improve our products, we reserve the right to make changes judged to be necessary.

Draft	Date	Approved	Date	Rev.	Engineering change number	Name	Date
T. Trenz	03.05.13	T. Georg	02.08.19	f00	19-1490	M. Mamou	02.08.19

Mouser Electronics

Authorized Distributor

Click to View Pricing, Inventory, Delivery & Lifecycle Information:

[Rosenberger:](#)

[59S2DA-40MT5-F](#) [59S2DA-40MT5-H](#) [59S2DA-40MT5-Z](#) [59S2DA-40MT5-K](#) [59S2DA-40MT5-A](#) [59S2DA-40MT5-E](#)
[59S2DA-40MT5-C](#) [59S2DA-40MT5-B](#) [59S2DA-40MT5-I](#)