

HDSL COMMON MODE CHOKE

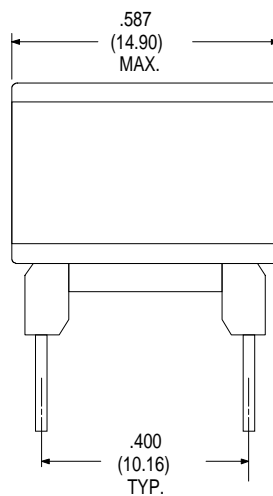
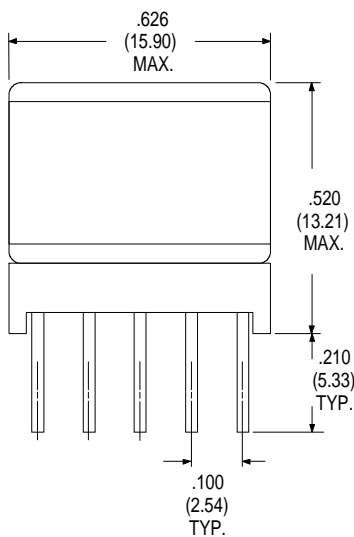
PARAMETER	MIN	MAX	UNITS
Inductance	7.5	12.5	mH
Leakage Inductance		20	μ H
DCR		1.5	Ω
Isolation	600		V _{RMS}
Current		250	Amps

Units finished with
UL rated varnish.

Test Conditions:

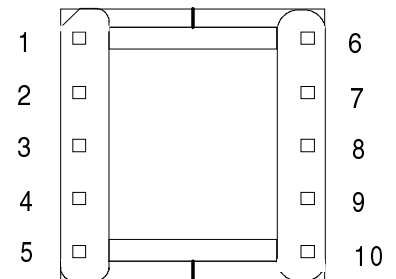
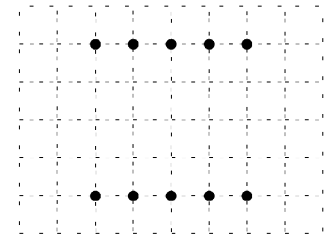
Inductance & Leakage Inductance tested at 20mVRMS and 20 kHz

PHYSICAL DIMENSIONS All dimensions in inches (mm):



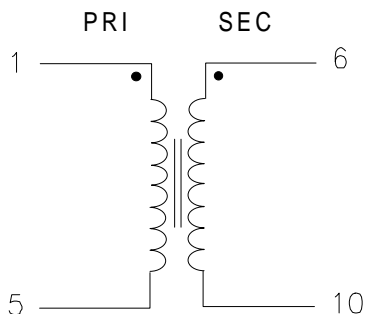
PIN POSITION GRID 0.100 (2.54)

● HOLES FOR BOBBIN PINS



Pin Diameter is 0.025 (0.64)

SCHEMATIC DIAGRAM:



RHOMBUS INDUSTRIES INC.
FSCM NO. 16714

RHOMBUS P/N: L-230V

CUST P/N:

NAME:

DATE: 12/02/97

SHEET: 1 OF 1