

ELECTRICAL SPECIFICATIONS

Forward conduction

	600PE...	Units	Conditions	
$I_{T(AV)}$ Average on state current	600	A	180° conduction, half sine wave, double side cooled, $T_c = 70^\circ\text{C}$	
$I_{T(RMS)}$ Nominal continuous RMS on-state current	940	A		
I_{TRM} Maximum peak repetitive on-state current	5540	A	30° sinusoidal conduction, $T_c = 70^\circ\text{C}$	
Mounting force $\pm 10\%$	8920(2000) 4460(1000)	N(lbf)		
I_{TSM} Maximum peak, one cycle non repetitive on state current	8000	6000	A	Sinusoidal half wave Initial $T_J = 125^\circ\text{C}$
	8370	6300	A	
	6730	5050	A	
	7040	5300	A	
I^2_t Maximum I^2_t for fusing	320	180	kA^2s	Initial $T_J = 125^\circ\text{C}$
	292	165	kA^2s	
	226	127	kA^2s	
	207	116	kA^2s	
I^2_{VT} Maximum I^2_{VT} for fusing	3200	1800	kA^2s	$t = 0 - 10\text{ms}$, no voltage reapplied
V_{TM} Maximum peak on state voltage	190	V	$T_J = 25^\circ\text{C}$, 180° conduction, $I_{TM} = 7 \times I_{T(AV)}$ (1885 A peak)	
di/dt Maximum non repetitive rate of rise of turned on current	800	A/ μs	JEDEC STD RS-397, 5.2.2.6, $T_c = 125^\circ\text{C}$, $V_{DM} = V_{DRM}$, $I_{TM} = 1800\text{A}$ gate source 20V open circuit 20Ω , $t_r = 0.8\mu\text{s}$, $t_p = 20\mu\text{s}$.	
I_H Maximum holding current	250	mA	$T_J = 25^\circ\text{C}$, anode supply = 6V, resistive load, gate open circuit	
I_L Maximum latching current	500	mA	$T_J = 25^\circ\text{C}$, anode supply = 6V, resistive load	

Triggering

P_{GM} Maximum peak gate power	10	W	$t_p \leq 5\text{ms}$
$P_{G(AV)}$ Maximum average gate power	2	W	$T_J = 25$ to 125°C
I_{GM} Maximum peak gate current	3	A	
V_{GM} Maximum peak gate voltage	20	V	
$-V_{GM}$ Maximum peak negative gate voltage	5	V	
V_{GT} Maximum gate voltage required to trigger	3.0	V	$T_J = -40^\circ\text{C}$
	2.5	V	$T_J = 25^\circ\text{C}$
	1.7	V	$T_J = 125^\circ\text{C}$
I_{GT} Maximum gate current required to trigger	300	mA	$T_J = -40^\circ\text{C}$
	150	mA	$T_J = 25^\circ\text{C}$
	100	mA	$T_J = 125^\circ\text{C}$
V_{GD} Maximum gate voltage that will not trigger	0.2	V	$T_J = 125^\circ\text{C}$, rated V_{DRM} applied

Switching

t_d Maximum delay time	1.0	μs	$T_J = 25^\circ\text{C}$, $V_{GP} = 0.8 V_{DRM}$, $I_{TM} = 500\text{A}$, gate source 20V open circuit, $R_{source} = 20\Omega$, resistive load, t_r (pulse rise time) 0.5 μs , $t_p = 20\mu\text{s}$
t_q Typical turn-off time	220	μs	$T_J = 125^\circ\text{C}$, $I_{TM} = 500\text{A}$ for 200 μs , $V_R = 50\text{V}$ reapplied $dv/dt = 20\text{V}/\mu\text{s}$ linear to 0.8 V_{DRM} , $di/dt = -25\text{A}/\mu\text{s}$
Q_{rr} Typical stored charge	470	μC	$T_J = 125^\circ\text{C}$, $I_{TM} = 400\text{A}$, $-di/dt = 20\text{A}/\mu\text{s}$

Blocking

dv/dt Minimum critical rate of rise of off state voltage	500	V/ μs	$T_J = 125^\circ\text{C}$, linear to 0.8 V_{DRM} , gate open circuit
--	-----	------------------	---

Voltage ratings

Part number	V_{RRM} , maximum repetitive peak reverse voltage $V_G \leq 0$ (1)	V_{RSM} , maximum non repetitive peak reverse voltage	V_{DRM} , maximum repetitive peak off state voltage, gate open circuit (1)	I_{RM} , I_{DM} , maximum peak reverse and off-state leakage current at V_{RRM} , V_{DRM} , $T_J = 125^\circ\text{C}$, gate open circuit
	V	V	V	mA
600PE80	800	900	800	30
600PE100	1000	1100	1000	30
600PE120	1200	1300	1200	30
600PE140	1400	1500	1400	30
600PE160	1600	1700	1600	30
600PE180	1800	1900	1800	30

(1) For V_{RRM} , $V_{DRM} \leq 1200\text{V}$ $T_J = -40^\circ\text{C}$ to 125°C
 $>1200\text{V}$ $T_J = 0^\circ\text{C}$ to 125°C

For V_{RRM} , $V_{DRM} > 1200\text{V}$ and $T_J = -40^\circ\text{C}$ to 0°C , derate V_{RRM} , V_{DRM} by 5%

THERMAL AND MECHANICAL SPECIFICATIONS

		600PE...	Units	Conditions	
T_J	Junction operating temperature range	-40 to 125	°C		
T_{stg}	Storage temperature range	-40 to 150	°C		
R_{thJC}	Maximum thermal impedance, junction to case.	Single side cooled	0.08	K/W	DC Operation
		Double side cooled	0.04	K/W	
R_{thCS}	Maximum thermal resistance, one pole piece to one heat exchanger		0.04 (0.05)	K/W	1000 lbf
			0.03 (0.04)	K/W	
	Mounting force $\pm 10\%$		1000 (4460)	lbf (N)	Mounting surface smooth flat and greased (JEDEC STD RS-397, 7.9.4)
			2000 (8920)	lbf (N)	
W	Approximate weight		3	oz	
			85	g	

Fig. 1 – Current Ratings – sinusoidal waveforms, 50–400Hz

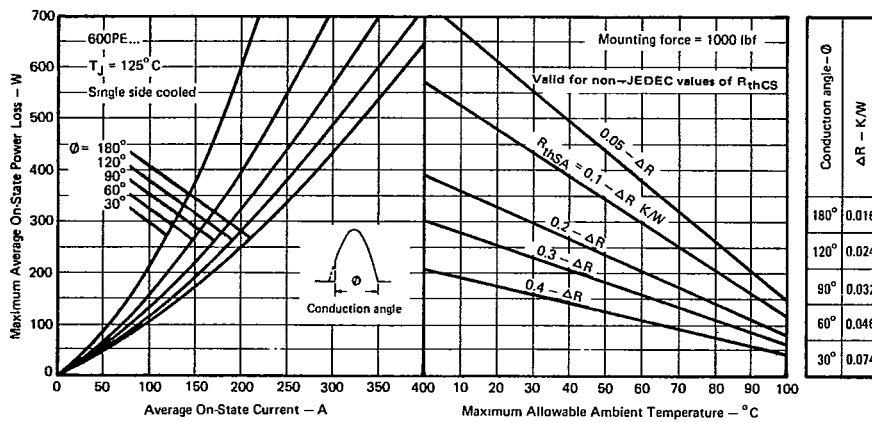
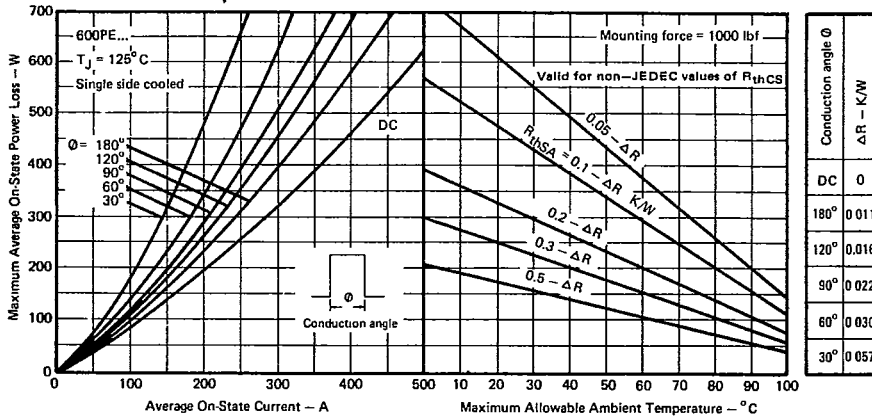


Fig. 2 – Current Ratings – rectangular waveforms, 50–400Hz



3

T-25-20

Fig. 3 - Current Ratings - sinusoidal waveforms, 50-400Hz

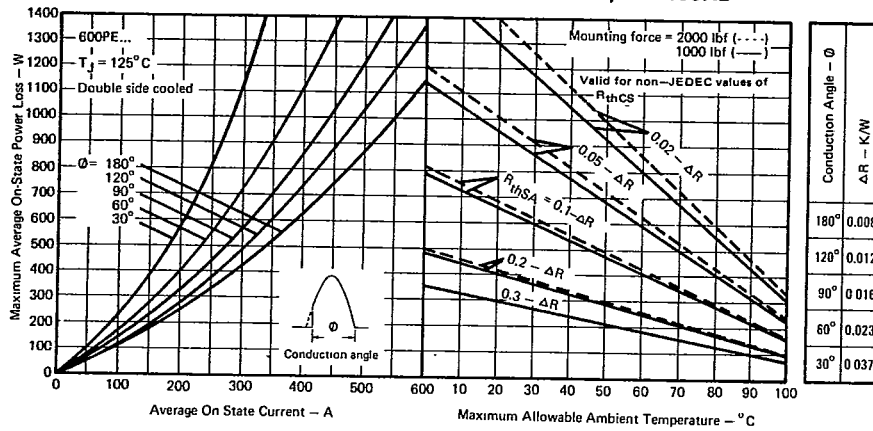


Fig. 4 - Current Ratings - rectangular waveforms, 50-400Hz

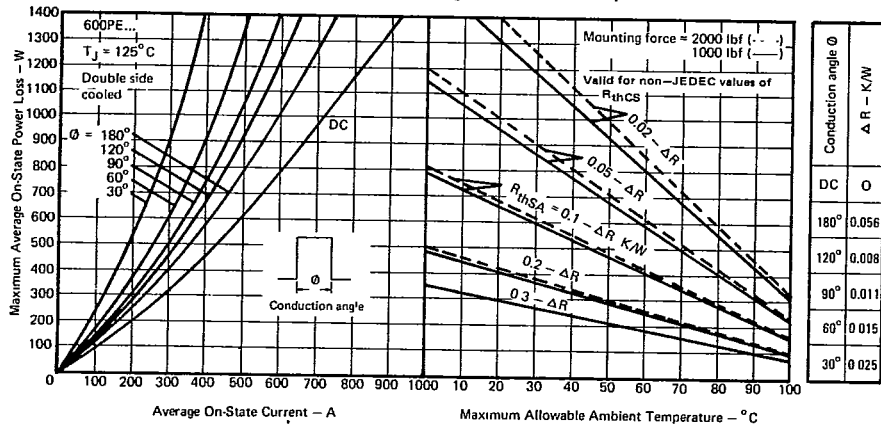


Fig. 5 - Case Temperature Ratings

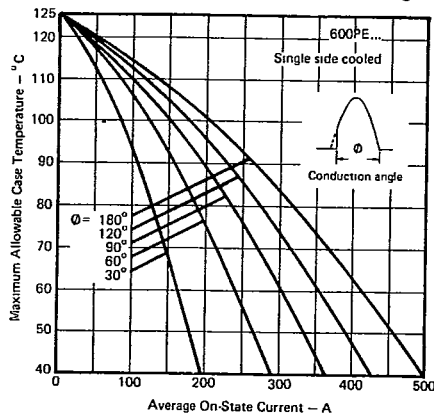


Fig. 6 - Case Temperature Ratings

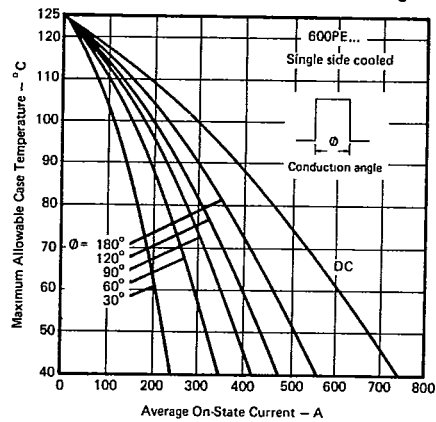


Fig. 7 – Case Temperature Ratings

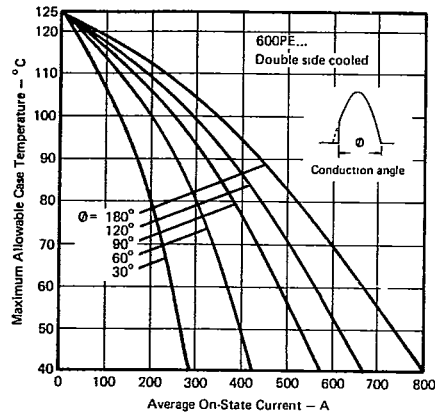


Fig. 8 – Case Temperature Ratings

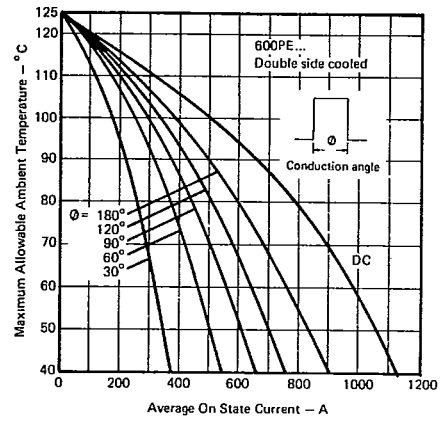


Fig. 9 – Power Loss Characteristics

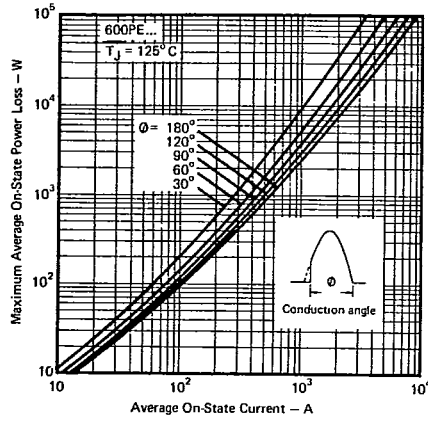


Fig. 10 – Power Loss Characteristics

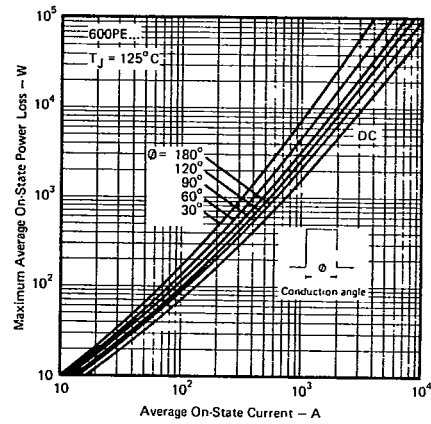


Fig. 11 – On-State Characteristics

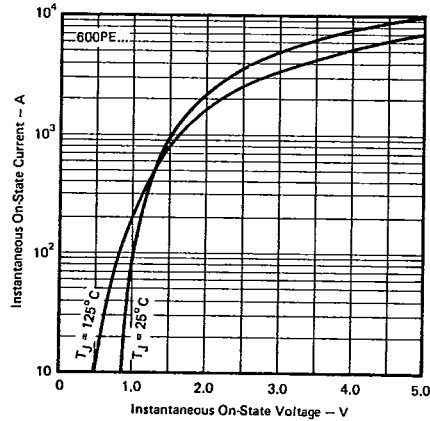
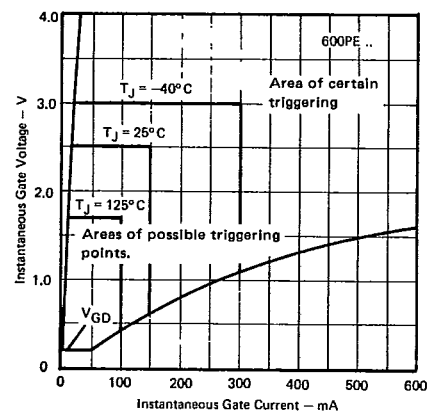


Fig. 12 – Gate Characteristics



5

Fig. 13 – Transient Thermal Impedance

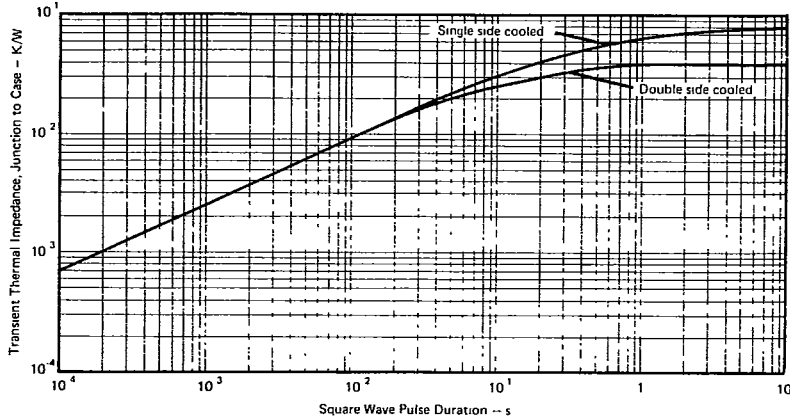


Fig. 14 – Non-Repetitive Surge Ratings

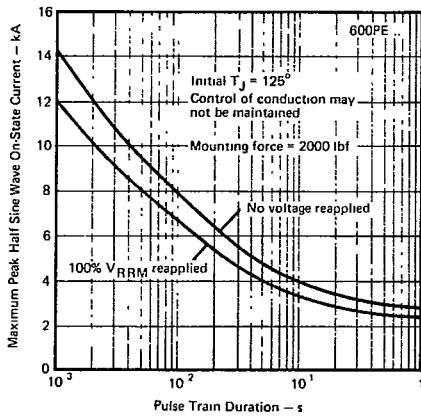
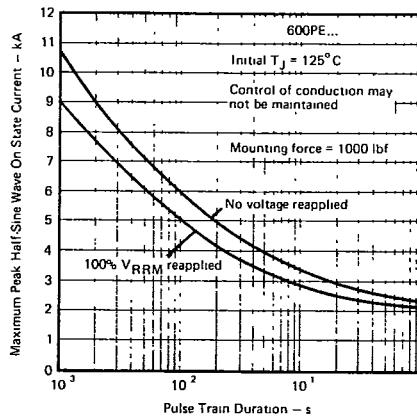


Fig. 15 – Non-Repetitive Surge Ratings



INTERNATIONAL RECTIFIER



WORLD HEADQUARTERS: 233 Kansas St., El Segundo, California 90245. Tel. (213) 772-2000. Tlx. 4720403
 EUROPEAN HEADQUARTERS: Hurst Green, OXTED, Surrey RH8 9BB. Tel. (088 33) 3215/4231. Tlx: 95219

IR CANADA: 101 Bentley St. Markham, Ontario L3R 9L1. Tel. (416) 475-1897. Tlx. 08-866-650, 280 Donval Avenue, Suite 201A, Donval, Quebec H9S 3H4
 Tel: (514) 631-4696. Tlx: 05-821726. IR FRANCE: 17 Boulevard Arago, Z.I. De Villamian, 91320 Wissous, France Tel. 336-920-70-7050. Tlx: 600943 F.
 IR GERMANY: Savignystr 65, D-6000 FRANKFURT/MAIN 1. Tel. (0611) 74 26 74 Tlx: 04-13123. IR ITALY: Via Ligulia 49, 10071 Bogaro, TORINO.
 Tel. (011) 470 14 84 Tlx: 221257. IR INDIA: International House, LBS Marg, Vikhroli, Bombay 400-083 Tel: (022) 68 15 84. Tlx. 011-2388. IR JAPAN: Daiel
 Building, 23-7 Shinjuku 3-Chome, Shinjuku-ku, Tokyo 160. Tel: (03) 354 8011. Tlx: 232-2994. IR UNITED KINGDOM: Hurst Green, OXTED, Surrey RH8 9BB
 Tel: (088 33) 3215 Tlx: 95219 IR U.S.A. Headquarters: 233 Kansas St., El Segundo, CA 90245 Tel (213) 772-2000 Tlx. 4720403 Central Zone Office: 605
 North Court, Suite 150, Palatine, IL 60067. Tel: (312) 991-5520. Tlx: 20-6426. Eastern Zone: 71 Grand Ave., Palisades Park, NJ 07650. Tel. (201) 943-4554.
 Tlx: 13-6477.

Sales Offices, Agents and Distributors in Major Cities Throughout the World.

In the interest of product improvement INTERNATIONAL RECTIFIER reserves the right to change specifications at any time without notice

6