
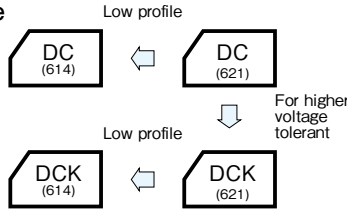


Coin Cell Capacitors



- High reliability, Safe and unlike secondary batteries, environmentally friendly devices.
- Unlike batteries, excellent charge and discharge characteristics with no chemical reactions.
- 1.8mm height 614type made lineup in the DC, DCK Series.
- Ideal for backing up of portable device etc.

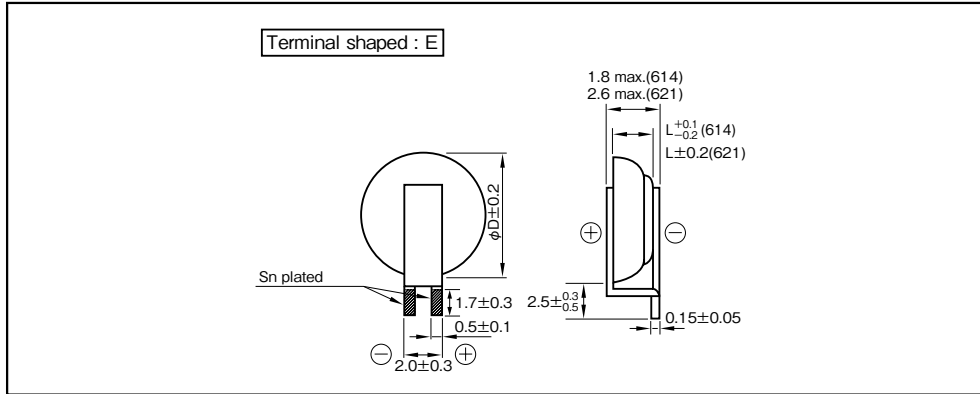


Specifications

Item	Performance					
	Series DC			Series DCK		
Series Name	Series DC			Series DCK		
Max. operating voltage (V)	2.5			3.3		
Category temperature range (°C)	-25 to +70			-10 to +60		
Tolerance at rated capacitance (%)	-20 to +80			-20 to +80		
Internal resistance (Ω) at 1 kHz	Size code	614	621	Size code	614	621
	Rated capacitance (F)	0.2	0.33	Rated capacitance (F)	0.2	0.4
	Internal resistance (ΩMax.)	100	100	Internal resistance (ΩMax.)	200	200
Characteristics at high and low temperature	Size code	614	621	Size code	614	621
	Percentage of capacitance change	Within ±30% of the value at 20°C	Within ±30% of the value at 20°C	Percentage of capacitance change	Within ±50% of the value at 20°C	Within ±50% of the value at 20°C
	Internal resistance	Five times or less of the value at 20°C	Five times or less of the value at 20°C	Internal resistance	Five times or less of the initial specified value	Five times or less of the value at 20°C
Endurance	Size code	614	621	Size code	614	621
	Test time and temp	70°C 1000 hours	70°C 500 hours	Test time and temp	60°C 1000 hours	60°C 500 hours
	Percentage of capacitance change	Within ±30% of the initial measured value	Within ±40% of the initial measured value	Percentage of capacitance change	Within ±30% of the initial measured value	Within ±40% of the initial measured value
	Internal resistance	1kΩ Max.	400Ω Max.	Internal resistance	2kΩ Max.	800Ω Max.
Shelf life	Same as endurance.			Same as endurance.		
Applicable standards	Conforms to JIS C5160-1 (IEC 62391-1)					

Outline Drawing

Unit : mm



• Soldering condition of DC or DCK series is only soldering iron. (Soldering conditions are described on page 236.)

Part numbering system (example : 614, 2.5V0.2F, terminal shaped : E)

DC	—	2R5	E	204	T	614	—	E
Series code		Max. operating voltage symbol		Rated capacitance symbol		Additional symbol		

Part number is refer to following table.

Part numbering system (example : 621, 3.3V0.4F, terminal shaped : E)

DCK	—	3R3	E	404	T	—	E
Series code		Max. operating voltage symbol		Rated capacitance symbol		Additional symbol	

Part number is refer to following table.

Standard Ratings

Max. operating voltage (V)	Rated capacitance (F)	ELNA Parts No.	φD×L (mm)
2.5	0.2	DC-2R5E204T614-E	6.8×1.4
3.3	0.2	DCK-3R3E204T614-E	6.8×1.4
2.5	0.33	DC-2R5E334T-E	6.8×2.1
3.3	0.4	DCK-3R3E404T-E	6.8×2.1