

Features

- Low Loss
- Low Ripple

Description

Surface mount, silver (Ag) coated ceramic filter for use in broadband applications.

Weight: 0.43 grams typical

Material: Filter is composed of a ceramic block plated with Ag

Filter complies with RoHS standards.



Electrical Specifications

Parameter	Frequency MHz	Typical @ 25°C	Specification @ 25°C	Spec over -40°C to +85°C
Passband Iloss	3400 - 3450	-2.6	-3.3	-3.6
Passband Ripple	3400 - 3450	0.6	0.9	1.0
Passband Return Loss @ TX	3400 - 3450	-13.0	-10.0	-10.0
Passband Return Loss @ Ant	3400 - 3450	-13.0	-10.0	-10.0
Attenuation	3525	-27.0	-25.0	-25.0
Power into any port		2 Watt max		

Note: Supplier shall test each filter to the critical electrical specifications of the above table. Any subsequent audits may deviate from in value due to measurement repeatability among different test systems. Such deviations shall not exceed the following limits:

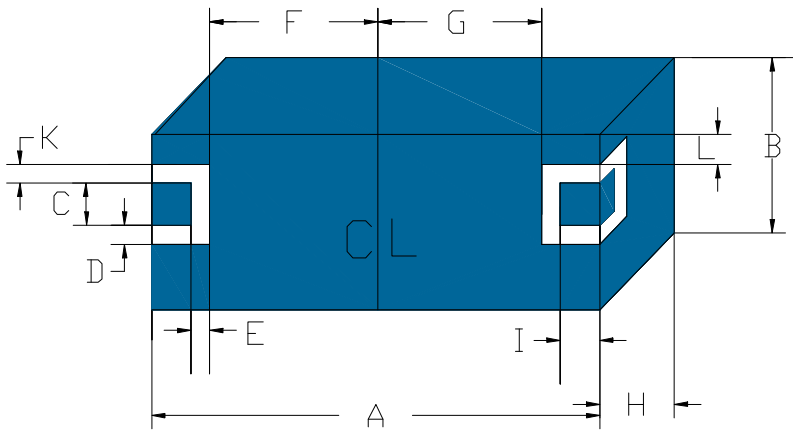
Specification Allowance	
Insertion Loss	0.1 dB
Return Loss	1.0 dB
Stopbands	1.0 dB

*This product is covered by one or more of the following U.S. and foreign patents including: US 4,692,726;US 4,742,562; US 4,800,348;US 4,829,274;US 5,146,193;EP 0573597;DE 0573597;FR 0573597;JP 508149/92;KR 142171;US 5,162,760;US 5,218,329;US 5,250,916;US 5,327,109;US 5,488,335;CA 2114029;FR 9306297;GB 2273393;JP 3205337;KR 115113;CN 93106228.4;US 5,512,866;EP 0706719;DE 0706719;FR 0706719;GB 0706719;CN 95190359.4;US 5,602,518;US 5,721,520;US 5,745,018;EP 0910875;DE 0910875;DK 0910875;FR 0910875;GB 0910875;IE 0910875;JP 505182/98;KR 10-323013;US 5,994,978;US 6,462,629;CN 00810420.4;US 6,559,735;US 6,650,202;US 6,834,429.Other US and foreign patents pending.

CTS Corporation 2006 reserves all copyrights in the layout, design and configuration of the patterns on this product.

Mechanical Drawing

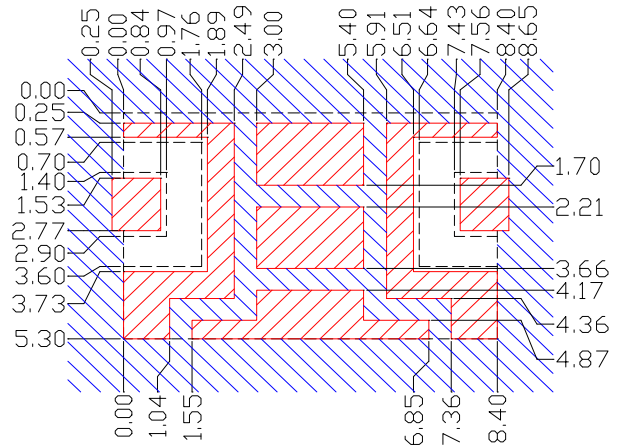
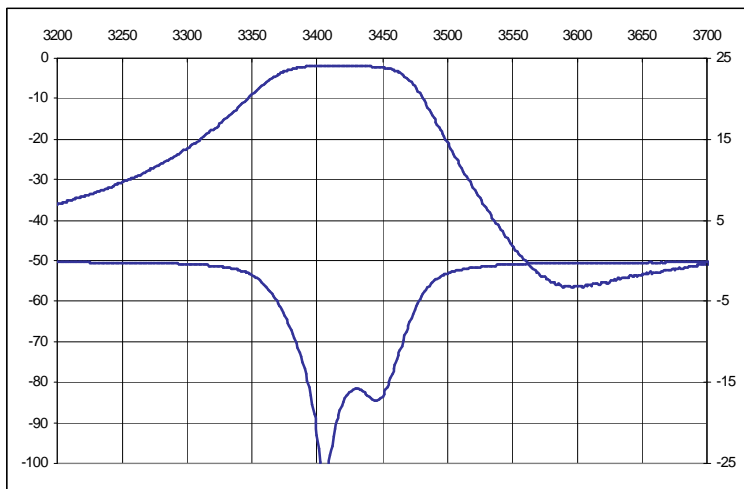
Rev 0 – Origin Date: April 21, 2006 – Revision Date: April 21, 2006, 2006



Dim	Nominal (mm)	Tolerance (mm) +/- or max
A	8.4	Max
B	5.3	Max
C	1.5	0.13
D	0.7	0.13
E	0.79	0.13
F	2.44	0.13
G	2.44	0.13
H	3.0	Max
I	0.97	0.13
J	1.02	0.13
K	0.7	0.13

Electrical response

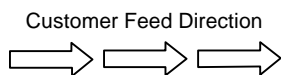
PCB Layout



- Filter Outline
- Exposed Conductor
- Solder Resist Over Conductor
- Solder Resist Over Dielectric

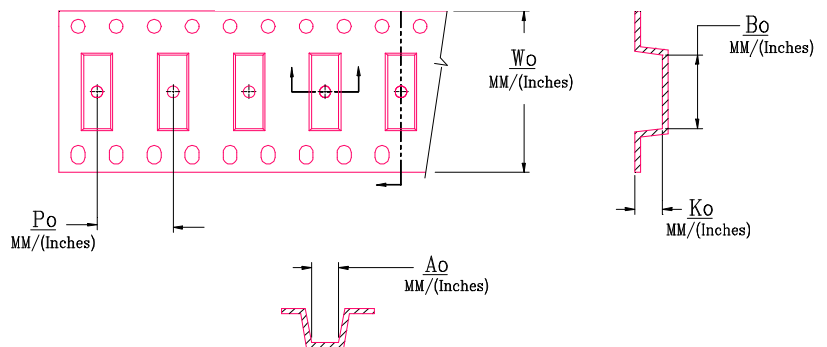
Packaging and Marking

DIMENSION	UNITS	SPECIFICATION
REEL DIAMETER	mm	330
REEL WEIGHT	kg	0.9
REEL QUANTITY	ea.	1000



Product Marking

CTS
79B
YWW



W ₀	A ₀	B ₀	K ₀	P ₀
Inches/mm	Inches/mm	Inches/mm	Inches/mm	Inches/mm
0.630"/16	0.215"/5.45	0.335"/8.50	0.118"/3.00	0.315"/8.00