
2SD667, 2SD667A

Silicon NPN Epitaxial

HITACHI

Application

- Low frequency power amplifier
- Complementary pair with 2SB647/A

Outline

TO-92MOD



1. Emitter
2. Collector
3. Base

2SD667, 2SD667A

Absolute Maximum Ratings (Ta = 25°C)

Item	Symbol	2SD667	2SD667A	Unit
Collector to base voltage	V_{CBO}	120	120	V
Collector to emitter voltage	V_{CEO}	80	100	V
Emitter to base voltage	V_{EBO}	5	5	V
Collector current	I_C	1	1	A
Collector peak current	$i_{C(peak)}$	2	2	A
Collector power dissipation	P_C	0.9	0.9	W
Junction temperature	T_j	150	150	°C
Storage temperature	T_{stg}	-55 to +150	-50 to +150	°C

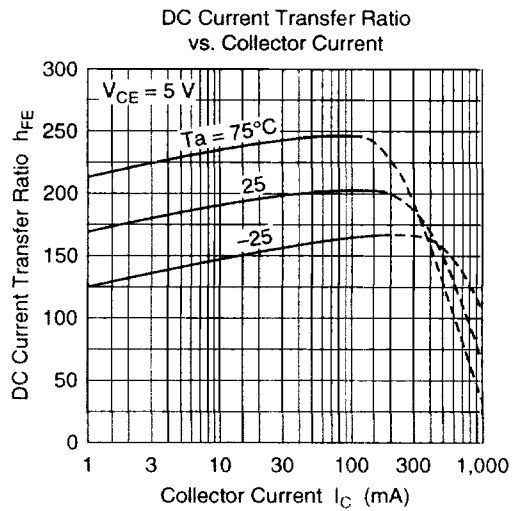
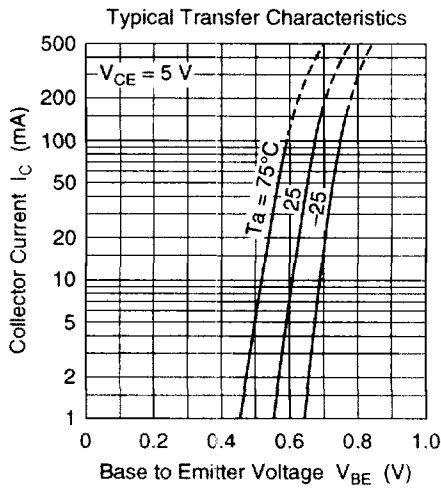
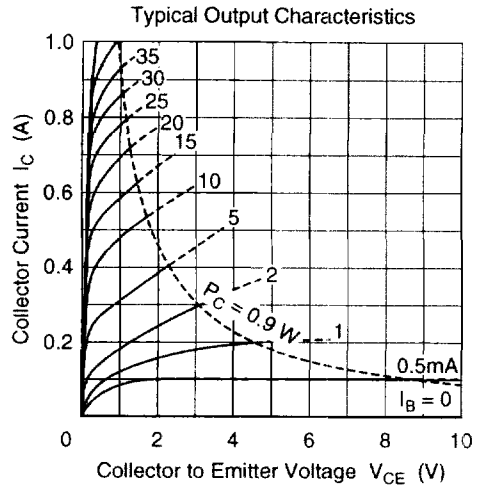
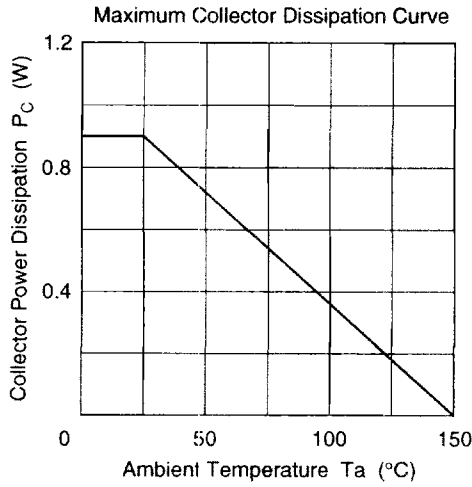
Electrical Characteristics (Ta = 25°C)

Item	Symbol	2SD667			2SD667A			Unit	Test conditions
		Min	Typ	Max	Min	Typ	Max		
Collector to base breakdown voltage	$V_{(BR)CBO}$	120	—	—	120	—	—	V	$I_C = 10 \mu A, I_E = 0$
Collector to emitter breakdown voltage	$V_{(BR)CEO}$	80	—	—	100	—	—	V	$I_C = 1 \text{ mA}, R_{BE} = \infty$
Emitter to base breakdown voltage	$V_{(BR)EBO}$	5	—	—	5	—	—	V	$I_E = 10 \mu A, I_C = 0$
Collector cutoff current	I_{CBO}	—	—	10	—	—	10	μA	$V_{CB} = 100 \text{ V}, I_E = 0$
DC current transfer ratio	h_{FE1}^{*1}	60	—	320	60	—	200		$V_{CE} = 5 \text{ V},$ $I_C = 150 \text{ mA}^{*2}$
	h_{FE2}	30	—	—	30	—	—		$V_{CE} = 5 \text{ V},$ $I_C = 500 \text{ mA}^{*2}$
Collector to emitter saturation voltage	$V_{CE(sat)}$	—	—	1	—	—	1	V	$I_C = 500 \text{ mA},$ $I_B = 50 \text{ mA}^{*2}$
Base to emitter voltage	V_{BE}	—	—	1.5	—	—	1.5	V	$V_{CE} = 5 \text{ V},$ $I_C = 150 \text{ mA}^{*2}$
Gain bandwidth product	f_T	—	140	—	—	140	—	MHz	$V_{CE} = 5 \text{ V},$ $I_C = 150 \text{ mA}^{*2}$
Collector output capacitance	C_{ob}	—	12	—	—	12	—	pF	$V_{CB} = 10 \text{ V}, I_E = 0,$ $f = 1 \text{ MHz}$

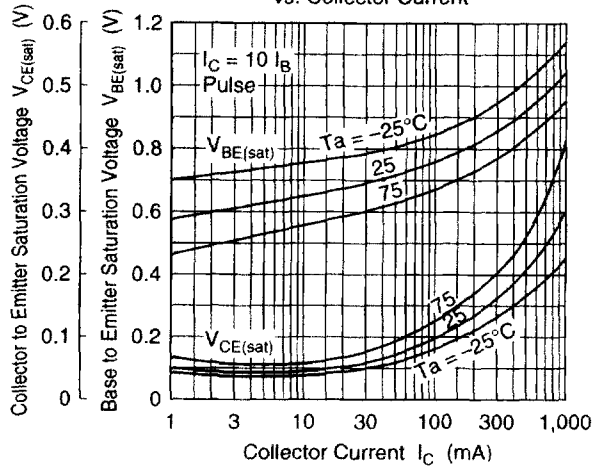
Notes: 1. The 2SD667 and 2SD667A are grouped by h_{FE1} as follows.

2. Pulse test

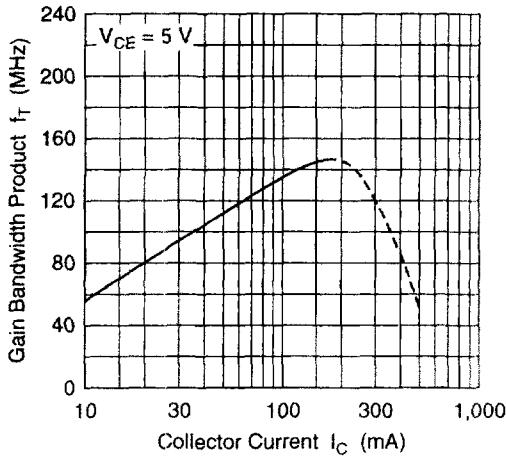
	B	C	D
2SD667	60 to 120	100 to 200	160 to 320
2SD667A	60 to 120	100 to 200	



Saturation Voltage vs. Collector Current



Gain Bandwidth Product vs. Collector Current



Collector Output Capacitance vs. Collector to Base Voltage

