

Preliminary

## ES/FMM5117YE

### K,Ka-Band Down-Converter MMIC


#### FEATURES

- High Conversion Gain,  $G_c = -11$  dB (Typ.)
- High Linearity
- Broad RF Frequency Band ; 20 - 30 GHz
- SMT Laminate Package (YE Package)
- Impedance Matched  $Z_{in}/Z_{out} = 50\Omega$

#### DESCRIPTION

The FMM5117YE is a double, single balanced diode mixer down-converter MMIC. The device consists of a low noise mixer, LO amplifier, and LO frequency doubler. This downconverter is uniquely suited for point-to-point radios, point-to-multi point radios, and satellite communications.

Eudyna's stringent Quality Assurance Program assures the highest reliability and consistent performance.



#### ABSOLUTE MAXIMUM RATING

Item	Symbol	Rating	Unit
DC Supply Voltage	VDD	8	V
RF Input Power	P <sub>inRF</sub>	20	dBm
Lo Input Power	P <sub>inLO</sub>	10	dBm
Storage Temperature	T <sub>stg</sub>	-55 to +125	°C

#### RECOMMENDED OPERATING CONDITIONS

Item	Symbol	Recommend	Unit
DC Supply Voltage	VDD	<=5	V
Input Local power level	P <sub>inLO</sub>	0 to +5	dBm
Operating Case Temperature	T <sub>C</sub>	-40 to +85	°C

#### ELECTRICAL CHARACTERISTICS (Ambient Temperature Ta=25°C)

Item	Symbol	Test Conditions	Limits			Unit
			Min.	Typ.	Max.	
RF Frequency Range	f <sub>RF</sub>	V <sub>DD</sub> =+5V P <sub>LO</sub> =+3dBm P <sub>RF</sub> =0dBm	20	-	30	GHz
LO Frequency Range	f <sub>LO</sub>		9.5	-	16.5	GHz
IF Frequency Range	f <sub>IF</sub>		0.1	-	3	GHz
Conversion Gain	G <sub>c</sub>		-19	-11	-	dB
Conversion Gain Flatness (fixed f <sub>IF</sub> , swept f <sub>LO</sub> ) (f <sub>IF</sub> =1.0GHz)	dG		-	5	-	dB
Conversion Gain Flatness (fixed f <sub>LO</sub> , swept f <sub>IF</sub> ) (f <sub>LO</sub> =13.5GHz)	dG		-	2	-	dB
Return Loss (RF/LO)	RL <sub>RF</sub> , RL <sub>LO</sub>		-	-12	-	dB
Return Loss (IF)	RL <sub>IF</sub>		-	-4	-	dB
3rd Order Input Intercept Point	IIP <sub>3</sub>		-	22	-	dBm
Current Consumption @DC	I <sub>DD(DC)</sub>		-	120	170	mA
Current Consumption @RF	I <sub>DD(RF)</sub>	-	160	220	mA	

ESD	Class 0	~ 250V
-----	---------	--------

Note : Based on JEDEC JESD22-A114-C

Case Style	YE
------------	----

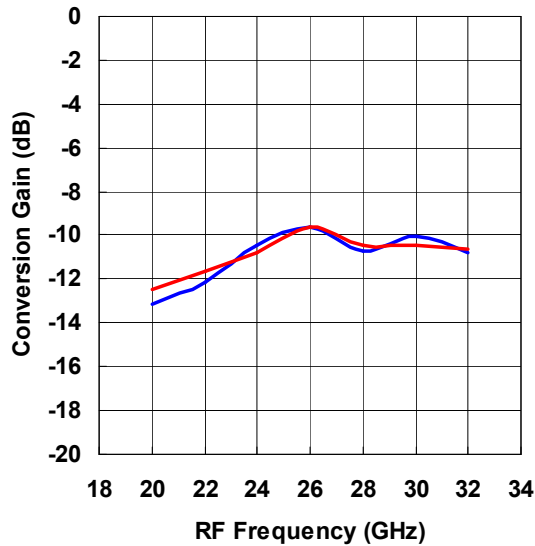
# ES/FMM5117YE

Preliminary

## K,Ka-Band Down-Converter MMIC

Conversion Gain vs. Frequency

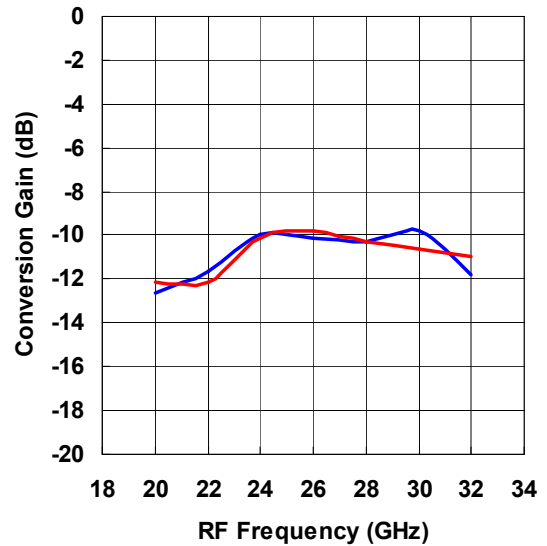
@ f<sub>IF</sub>=1GHz, V<sub>DD</sub>=5V, P<sub>in(RF)</sub>=0dBm, P<sub>in(Lo)</sub>=+3dBm



— LSB — USB

Conversion Gain vs. Frequency

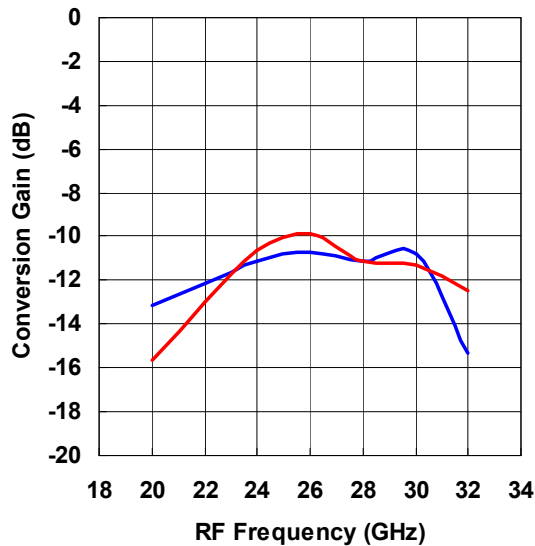
@ f<sub>IF</sub>=2GHz, V<sub>DD</sub>=5V, P<sub>in(RF)</sub>=0dBm, P<sub>in(Lo)</sub>=+3dBm



— LSB — USB

Conversion Gain vs. Frequency

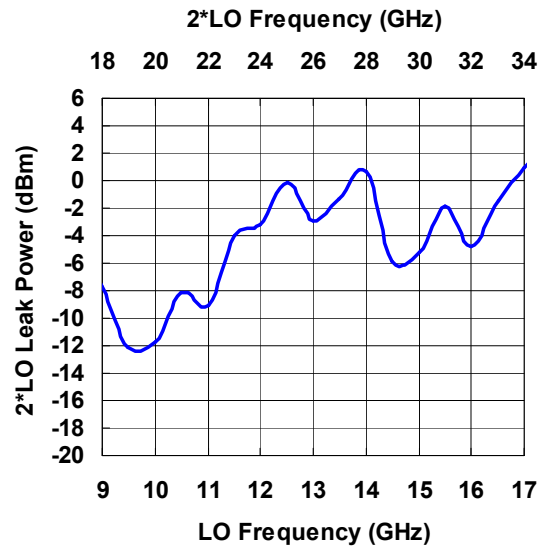
@ f<sub>IF</sub>=3GHz, V<sub>DD</sub>=5V, P<sub>in(RF)</sub>=0dBm, P<sub>in(Lo)</sub>=+3dBm



— LSB — USB

2xLo Leak Power vs. Frequency

@ V<sub>DD</sub>=5V, P<sub>in(Lo)</sub>=+3dBm

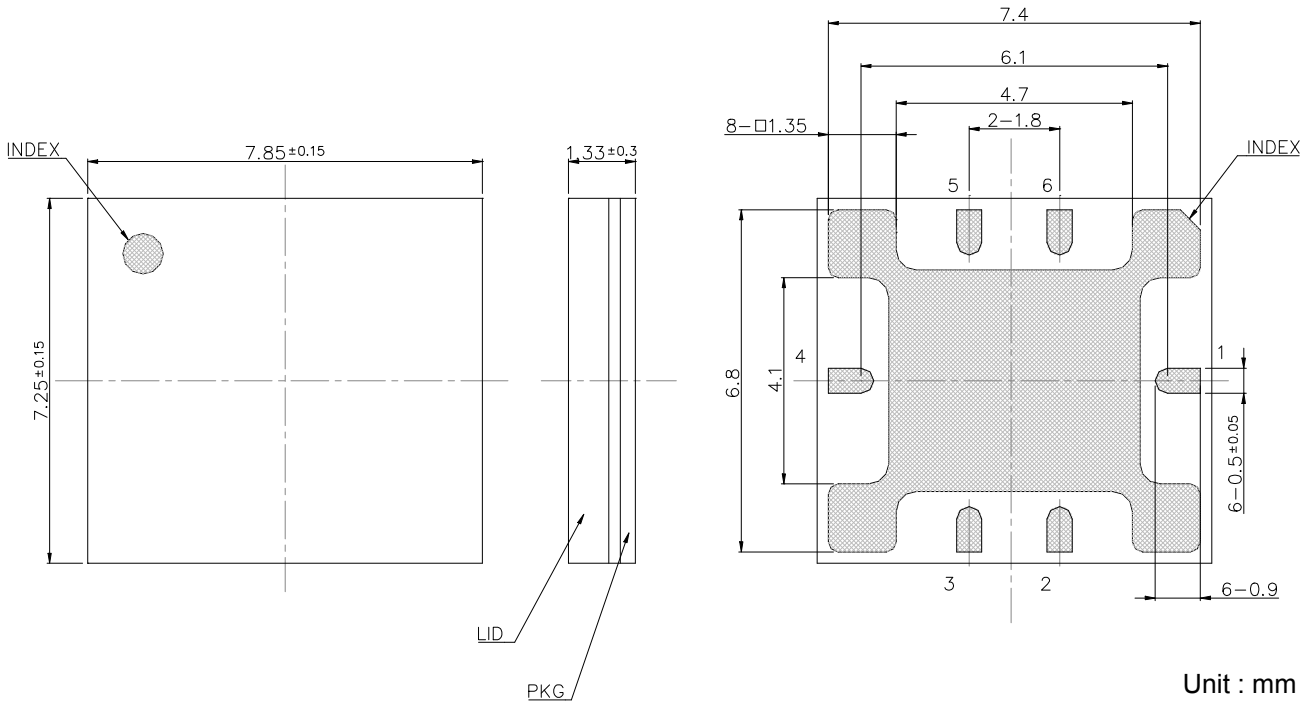


— 2\*LO Leak Power

**Preliminary**

**ES/FMM5117YE**  
**K,Ka-Band Down-Converter MMIC**

■ Package Outline



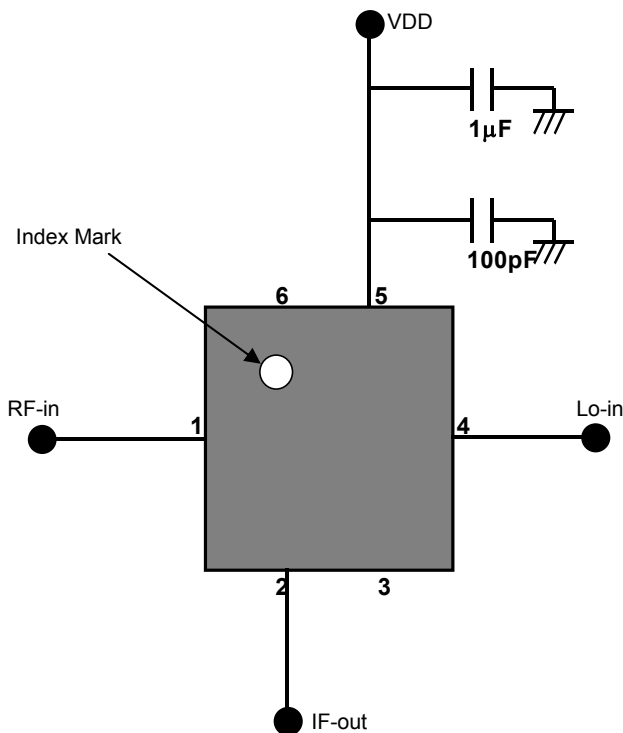
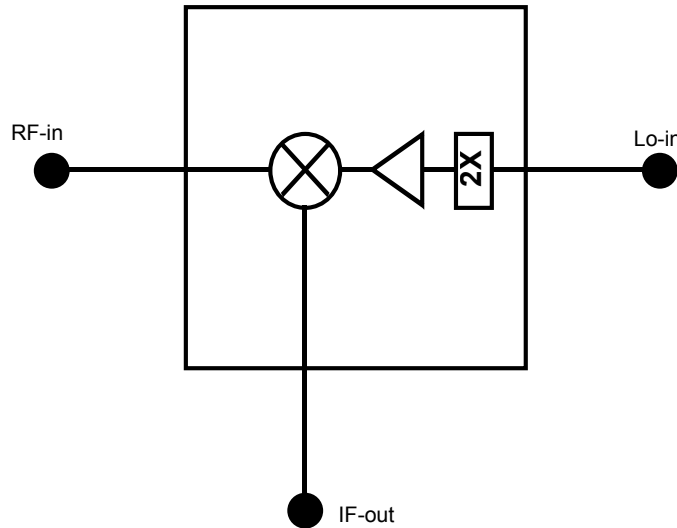
- Pin Assignment
- 1 : RF-input
  - 2 : IF-Output
  - 3 : N.C.
  - 4 : Lo-Input
  - 5 : VDD
  - 6 : N.C.

# ES/FMM5117YE

Preliminary

## K,Ka-Band Down-Converter MMIC

### ■ Block Diagram and External Component

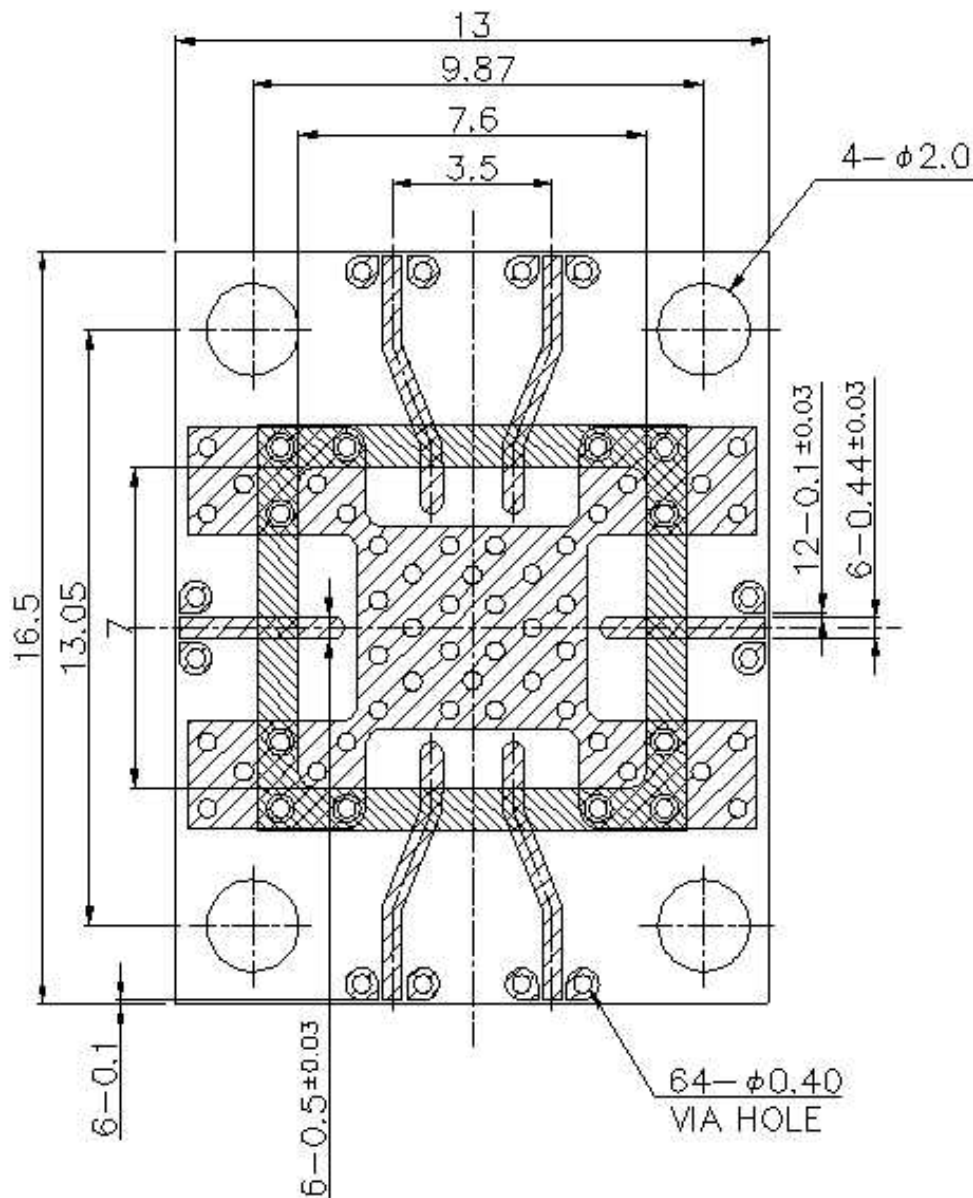


Note) : The capacitors are recommended on the bias supply line, close to the package, in order to prevent video oscillations which could damage the module.



**Preliminary**

**ES/FMM5117YE**  
**K,Ka-Band Down-Converter MMIC**

■ Recommended Foot Pattern Layout



Notes :

- 1.LAMINATE : Rogers Corporation RO4003, Thickness  $t=0.2\text{mm}$ , Cu Foil  $18\mu\text{m}$
2.  : Finish to copper foil ; Ni  $0.1\mu\text{m}$  min./Au  $0.1\pm 0.08\mu\text{m}$  (Both side)
3.  : Resist

---

---

---

**ES/FMM5117YE**  
**K,Ka-Band Down-Converter MMIC**

**For further information please contact :**

**Eudyna Devices USA Inc.**  
2355 Zanker Rd.  
San Jose, CA 95131-1138, U.S.A.  
TEL: +1 408 232-9500  
FAX: +1 408 428-9111

**Eudyna Devices Europe Ltd.**  
150 Edinburgh Avenue  
Slough, Berkshire, SL1 4SS  
United Kingdom  
TEL: +44-(0)1753-849950  
FAX: +44-(0)1753-577128

**Eudyna Devices International Srl**  
Via Teglio 8/2 - 20158  
Milano, Italy  
TEL: +39-02-3705 2921  
FAX: +39-02-3705 2920

**Eudyna Devices Asia Pte. Ltd.**  
Hong Kong Branch  
Suite 1906B, Tower 6, China Hong Kong City  
33 Canton Road, Tsimshatsui, Kowloon  
Hong Kong  
TEL: +852-2377-0227  
FAX: +852-2377-3921

**Eudyna Devices Inc.**  
1000 Kamisukiahara, showa-cho  
Nakakomagun, Yamanashi  
409-3883, Japan  
(Kokubo Industrial Park)  
TEL +81-55-275-4411  
FAX +81-55-275-9461

**Sales Division**  
1, Kanai-cho, Sakae-ku  
Yokohama, 244-0845, Japan  
TEL +81-45-853-8156  
FAX +81-45-853-8170

**CAUTION**

Eudyna Devices Inc. products contain **gallium arsenide (GaAs)** which can be hazardous to the human body and the environment. For safety, observe the following procedures:

- Do not put these products into the mouth.
- Do not alter the form of this product into a gas, powder, or liquid through burning, crushing, or chemical processing as these by-products are dangerous to the human body if inhaled, ingested, or swallowed.
- Observe government laws and company regulations when discarding this product. This product must be discarded in accordance with methods specified by applicable hazardous waste procedures.

Eudyna Devices Inc. reserves the right to change products and specifications without notice. The information does not convey any license under rights of Eudyna Devices Inc. or others.

© 2008 Eudyna Devices Inc.

---

**Eudyna**