

**Rast 5 Power Relay 419 11 (EA/. .)**

- 2 pole 16A, 2 form A ( 2 NO) contacts
- Safety mains insulation
- Quick connect terminals 6.3x0.8mm
- Contact gap >3mm
- 4kV/8mm coil-contact
- Snap or screw mounting
- Product in accordance to IEC 60335-1

Typical applications  
Industrial and domestic appliances, heating controls,  
absolute safe power supply disconnection



F0255-CI

**Approvals**

VDE REG.-Nr. 5064 ÜG, cULus E214024  
Technical data of approved types on request

**Contact Data**

Contact arrangement	2 form A (2 NO)
Contact gap	>3mm
Rated voltage	250VAC
Max. switching voltage	400VAC
Rated current	16A
Limiting making current, max 4 s, duty factor 10%	25A
Contact material	AgCu3
Contact style	bifurcated contact
Frequency of operation, with/without load	900/36000h <sup>-1</sup>

**Contact ratings**

Type	Contact	Load	Cycles
<b>IEC 61810</b>			
0419 .. 03	2 A (2 NO)	16A, 250VAC, cosφ=1, 85°C	250x10 <sup>3</sup>
0419 .. 04	2 A (2 NO)	12A, 250VAC, cosφ=1, 85°C	250x10 <sup>3</sup>
0419 .. 03	2 A (2 NO)	20A, 250VAC, cosφ=1, 85°C	6x10 <sup>3</sup>
0419 .. 12 & 13	2 A (2 NO)	16A, 250VAC, cosφ=1, 85°C	250x10 <sup>3</sup>
0419 .. 12 & 13	2 A (2 NO)	12A, 400VAC, cosφ=1, 85°C	250x10 <sup>3</sup>
0419 .. 12 & 13	2 A (2 NO)	20A, 250VAC, cosφ=1, 85°C	6x10 <sup>3</sup>

**Mechanical endurance**

DC coil	>2x10 <sup>6</sup> operations
AC coil	>0.5x10 <sup>6</sup> operations

**Coil Data**

Coil voltage range	
DC coil	6 to 60VDC
AC coil	24 to 400VAC
Operative range, IEC 61810	
DC coil	1
AC coil	2

**Coil versions, DC coil**

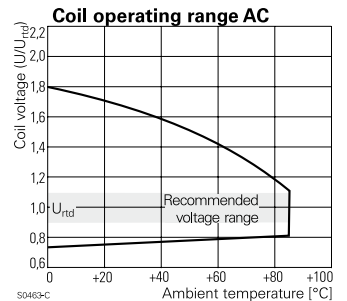
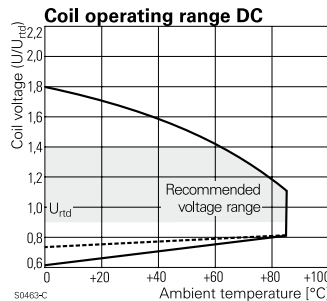
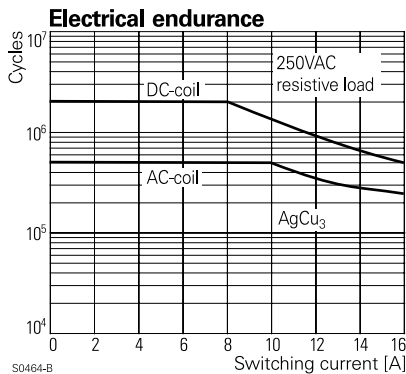
Coil code	Rated voltage VDC	Operate voltage VDC	Release voltage VDC	Coil resistance Ω±10%	Rated power mW
10	6	3.5	0.4	50	720
11	10	6.0	0.7	150	667
12	12	7.5	0.9	200	720
13	24	15.0	1.8	800	720

All figures are given for coil without pre-energization, at ambient temperature +23°C.  
Other coil voltages on request.

**Coil versions, AC coil**

Coil code	Rated voltage VDC	Operate voltage VAC	Release voltage VAC	Coil resistance Ω±10%	Rated coil power VA
01	200	160	15	4050	2.2
03	220/240	187	16	4500	2.2
04	100/120	80	7	850	2.2

All figures are given for coil without pre-energization, at ambient temperature +23°C, 50Hz.  
Other coil voltages on request.



**Rast 5 Power Relay 419 11 (EA/. .)** (Continued)

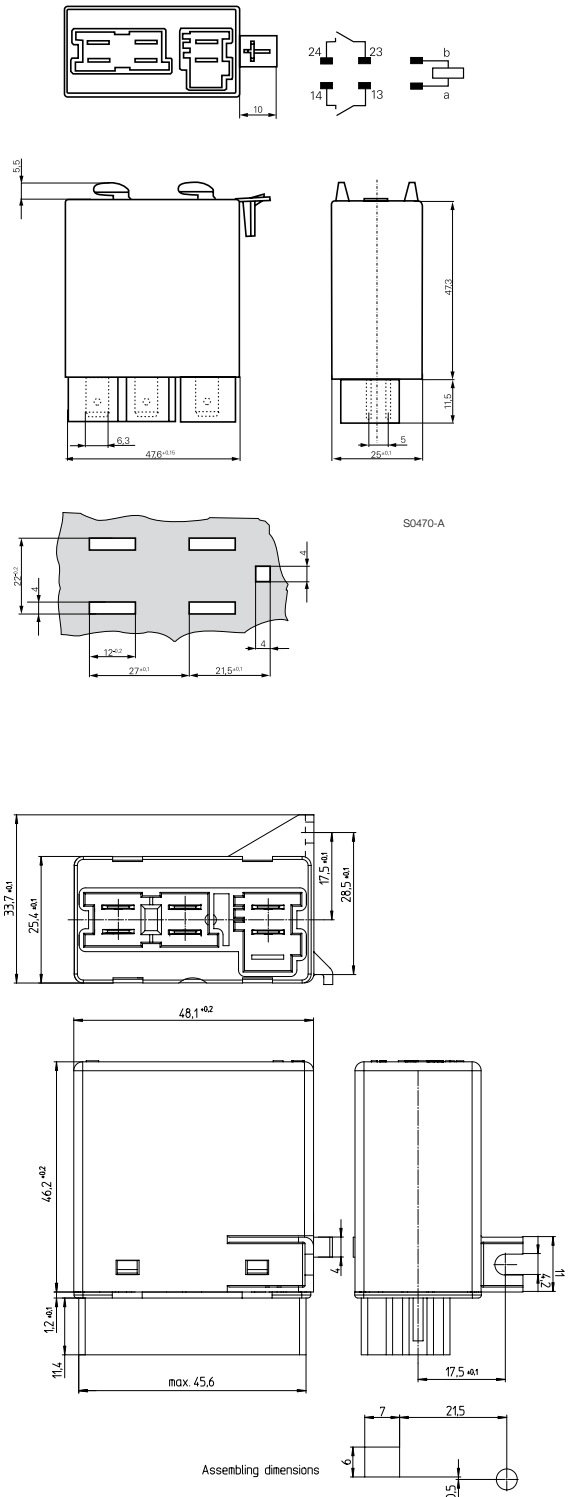
**Insulation Data**

Initial dielectric strength	
between open contacts	2000V <sup>rms</sup>
between contact and coil	4000V <sup>rms</sup>
between adjacent contacts	4000V <sup>rms</sup>
Clearance/creepage	
between contact and coil	≥6/8mm
Material group of insulation parts	IIIa
Tracking index of relay base	PTI250

**Other Data**

Material compliance: EU RoHS/ELV, China RoHS, REACH, Halogen content	refer to the Product Compliance Support Center at <a href="http://www.tycoelectronics.com/customersupport/rohssupportcenter">www.tycoelectronics.com/customersupport/rohssupportcenter</a>
Resistance to heat and fire	according EN60335, par.30
Ambient temperature	-20 to +85°C
Category of environmental protection	
IEC 61810	RTI - dust protected
Vibration resistance (functional), 50 to 500Hz	2g
Shock resistance (destructive)	80g
Terminal type	Rast 5 connector
Mounting	snap mounting, screw mounting
Weight	92 g
Packaging unit	50 pcs.

**Dimensions**



**Rast 5 Power Relay 419 11 (EA/. .)** (Continued)

<b>Product code structure</b>	Typical product code	<b>0419</b>	<b>1</b>	<b>1</b>	<b>03</b>	<b>0</b>	<b>1</b>	<b>00</b>
<b>Type</b>	<b>0419</b> Rast 5 Power Relay 419 11 (EA/. .)							
<b>Mounting</b>	<ul style="list-style-type: none"> <li><b>1</b> Snap mounting, 1.0mm panel</li> <li><b>2</b> Snap mounting, 1.5mm panel</li> <li><b>3</b> Screw mounting</li> </ul>							
<b>Version</b>	<ul style="list-style-type: none"> <li><b>1</b> 2 coil connectors</li> <li><b>2</b> 3 coil connectors</li> </ul>							
<b>Coil</b>	Coil code: please refer to coil versions table							
<b>Contact material</b>	<b>0</b> AgCu 3							
<b>Contact connectors</b>	<b>1</b> Silver plated							
<b>Version</b>	<b>00</b> Standard							

Other types on request

Product code	Version	Cont. material	Cont.arrangement	Coil	Part number
0419 11 0301 00	Snap Mounting	AgCu3	2 form A,	AC coil	3-1415419-5
0419 11 1201 00	1.0mm plate		2 NO	DC coil	4-1415419-0
0419 11 1301 00			contacts		4-1415419-2
0419 31 0301 00	Screw Mounting			AC coil	4-1415419-9
0419 31 1301 00				DC coil	5-1415419-5