

16310-15

Square solutions • distinct tactile feel • height 16 mm • illumination option



DISTINCTIVE FEATURES

Square solution 15.1 x 15.1 mm

h=16.0 mm

1-4 LED illumination option

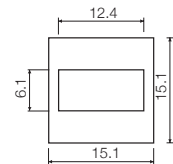
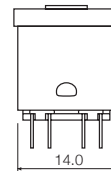
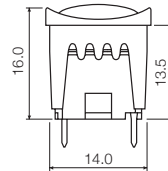
Many standard legend options for 16300 cap

Many functions incl quiet with Unimec™ switches

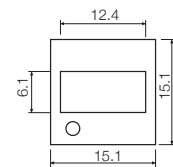
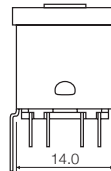
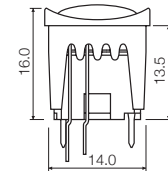


SWITCH SPECIFICATIONS : see Unimec™ series.

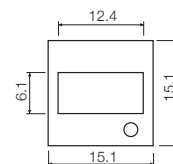
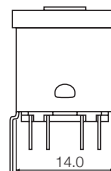
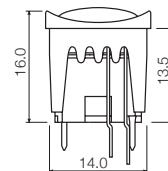
UNIMEC™+16300 + 16310



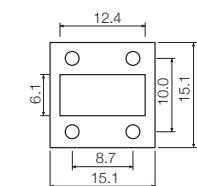
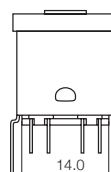
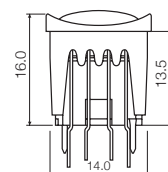
UNIMEC™+16300 + 16311



UNIMEC™+16300 + 16312



UNIMEC™+16300 + 16315



The company reserves the right to change specifications without notice. All tolerance if not otherwise specified ±0.2mm.

16310-15

Square solutions • distinct tactile feel • height 16 mm • illumination option

BUILD YOUR PART NUMBER

ILLUMINATED

SERIES	FUNCTION	CAP	COLOR	BEZEL	COLOR	LED 1 - 4	COLOR
15		16300					
400	momentary quiet silver		00 blue	16311		16921	
401	momentary silver		02 green	16312		16920	
402	momentary gold		03 grey	16314			
420	momentary quiet gold		04 yellow	16315			
451	latching silver		06 white		03		02
452	latching gold		08 red		08		04
			09 black		09		08

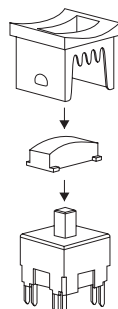
NON-ILLUMINATED

SERIES	FUNCTION	CAP	COLOR	BEZEL	COLOR
15		16300		16310	
400	momentary quiet silver		00 blue		00 blue
401	momentary silver		02 green		02 green
402	momentary gold		03 grey		03 grey
420	momentary quiet gold		04 yellow		04 yellow
451	latching silver		06 white		06 white
452	latching gold		08 red		08 red
			09 black		09 black

NOTICE : please note that not all combinations of above numbers are available. Contact APEM for further information.

MOUNTING

- Panel cut-out : min. 14.1 x 14.1 mm
- Switch spacing AxB : min. 15.24 x 15.24 mm



MATERIALS

- Cap & bezel : ABS UL94HB