





# 1 Terminal Strips with Fixing Flanges or Snap-in Mounting Feet, Series 264

12 Front-entry

	<p>0.08 – 2.5 mm<sup>2</sup>   AWG 28 – 12 800 V/8 kV/3 ①   600 V, 20 A  24 A   600 V, 25 A </p> <p>Pole width 6 mm / 0.236 in  8 – 9 mm / 0.33 in</p> <p>*       </p>	<p>2 x 0.08 – 2.5 mm<sup>2</sup>   2 x AWG 28 – 12 800 V/8 kV/3 ①   600 V, 20 A  24 A   600 V, 25 A </p> <p>Pole width 10 mm / 0.394 in  8 – 9 mm / 0.33 in</p> <p>*       </p>
--	--	---

- ① 800 V = rated voltage  
8 kV = rated surge voltage  
3 = pollution degree  
(see also section 10)
- ② For longer strips and/or assemblies of different colors, contact factory.
- ① Suitable for EEx i applications with blue insulating housings



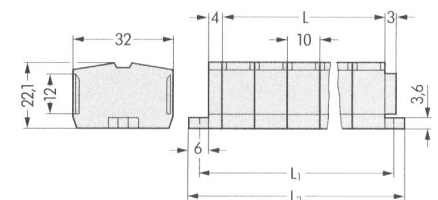
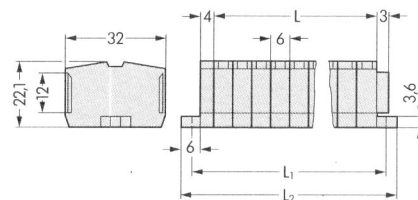
Description	No. of poles	Item-No.	Pack.-unit pcs	No. of poles	Item-No.	Pack.-unit pcs
 <b>Terminal strips with fixing flanges,</b> for screw fixing or similar methods, fixing hole diameter 3.2 mm	<b>2-conductor terminal strips with fixing flanges, grey</b>			<b>4-conductor terminal strips with fixing flanges, grey</b>		
	2	264-102	100	2	264-202	100
	3	264-103	100	3	264-203	100
	4	264-104	100	4	264-204	100
	5	264-105	100	5	264-205	100
	6	264-106	100	6	264-206	100
	7	264-107	100	7	264-207	100
	8	264-108	100	8	264-208	100
	9	264-109	100	9	264-209	100
	10	264-110	50	10	264-210	50
	11	264-111	25	11	264-211	25
	12 ②	264-112	25	12 ②	264-212	25
 <b>Terminal strips with snap-in mounting feet,</b> for plate thickness 0.6 – 1.2 mm, fixing hole diameter 3.5 mm	<b>2-conductor terminal strips with snap-in mounting feet, grey</b>			<b>4-conductor terminal strips with snap-in mounting feet, grey</b>		
	2	264-152	100	2	264-252	100
	3	264-153	100	3	264-253	100
	4	264-154	100	4	264-254	100
	5	264-155	100	5	264-255	100
	6	264-156	50	6	264-256	50
	7	264-157	50	7	264-257	50
	8	264-158	50	8	264-258	50
	9	264-159	50	9	264-259	50
	10	264-160	25	10	264-260	25
	11	264-161	25	11	264-261	25
	12 ②	264-162	25	12 ②	264-262	25

## Dimensions for modular terminal blocks and terminal strips (in mm)

Modular terminal blocks and terminal strips with fixing flanges

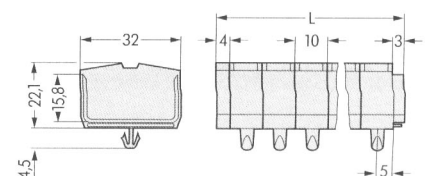
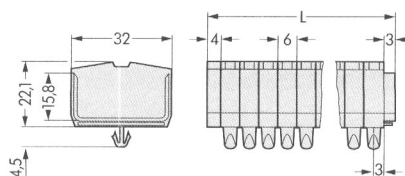
L = No. of poles x pole width  
L<sub>1</sub> = L + 9.6 mm  
L<sub>2</sub> = L + 16 mm

Additional item-Nos. for colored terminal strips blue .../000-006 ①



Modular terminal blocks and terminal strips with snap-in mounting feet

L = (No. of poles x pole width) + 7 mm



\* For further approvals with corresponding ratings see pages 10.3ff.