PIN-Schottky Diode Limiters

DETECTOR ACTIVATED LIMITERS

DSL Series

0.5 to 18 GHz

- 1 Watt CW and 200 Watt Peak (1 µsec) power handling 0.1% duty cycle, derated to 20% at +125°C
- Low Insertion Loss
- Low VSWR
- Internal DC Blocks
- Limiting Threshold below +9 dBm typical
- Coaxial, Drop-In or Replaceable Connectors

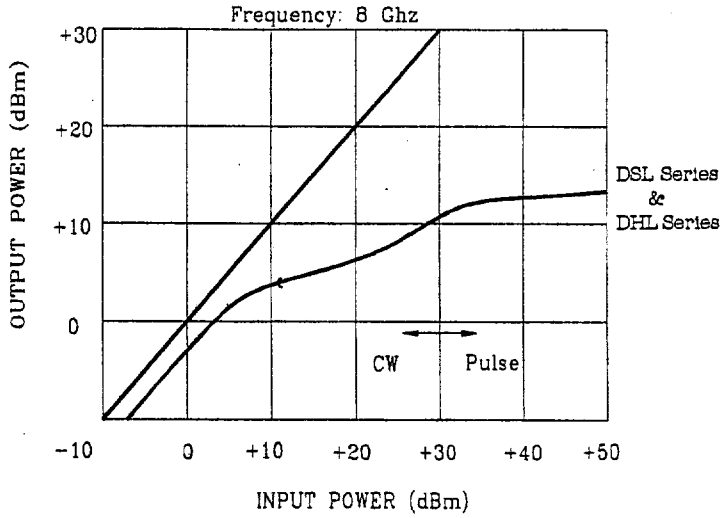

HIGH POWER LIMITERS

DHL Series

0.5 to 18 GHz

- 5 Watt CW and 500 Watt Peak (1 µsec) power handling 0.1% duty cycle, derated to 20% at +125°C
- Other Features Same as DSL Series Above

Specification @ +25°C
Operating Temperature Range = -55°C to +125°C
Storage Temperature Range = -65°C to +150°C

DSL Series

FREQUENCY (GHz)	MODEL NO.	INSERTION LOSS[1] (max. dB)	VSWR[1] (max.)	LEAKAGE @ 1W CW INPUT (max. dBm)	PACKAGE STYLES AVAILABLE[2]
0.5 - 1.0	DSL0510	0.5	1.4:1	+14.0	M2,M3,R2,D
0.5 - 2.0	DSL0520	0.6	1.4:1	+14.0	M2,M3,R2,D
1.0 - 2.0	DSL1020	0.6	1.4:1	+14.0	M2,R1,R2,D
2.0 - 4.0	DSL2040	0.8	1.5:1	+14.0	M2,R1,R2,D
2.0 - 8.0	DSL2080	1.4	1.6:1	+14.0	M2,R1,R2,D
2.0 - 18.0	DSL2018	2.0	2.0:1	+14.0	M2,R1,R2,D
4.0 - 8.0	DSL4080	1.4	1.5:1	+13.0	M2,R1,R2,D
6.0 - 18.0	DSL6018	2.0	2.0:1	+13.0	M2,R1,R2,D
7.0 - 12.0	DSL7012	1.6	1.6:1	+12.0	M2,R1,R2,D
8.0 - 16.0	DSL8016	2.2	1.8:1	+12.0	M2,R1,R2,D
11.0 - 18.0	DSL1118	2.0	2.0:1	+12.0	M2,R1,R2,D

DHL Series

0.5 - 2.0	DHL0520	0.8	1.6:1	+16.0	M3,R2,D
2.0 - 4.0	DHL2040	1.2	1.6:1	+16.0	M3,R2,D
4.0 - 8.0	DHL4080	1.8	1.7:1	+15.0	M3,R2,D
8.0 - 18.0	DHL8018	2.3	1.9:1	+15.0	M3,R2,D

[1] Insertion Loss and VSWR are measured at -10 dBm.

[2] To indicate package style, add it to the end of the model number. See page 7 for package style specifications.
(i.e. DSL2018M2 - Package Style "M2")

vice Technology ♦ 2980 Scott Blvd., Santa Clara, CA 95054

DETECTOR OUTLINE DRAWINGS

"M Series Style Package

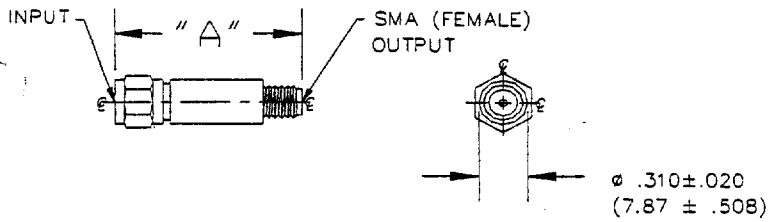

STYLE	DIMENSION "A"		INPUT CONNECTOR
	INCHES	MILLIMETERS	
M1	1.04/1.08	26.42/27.43	SMA (M)
M2	1.14/1.18	28.96/29.97	SMA (M)
M3	1.29/1.33	32.77/33.78	SMA (M)

"R" Series Style Packages

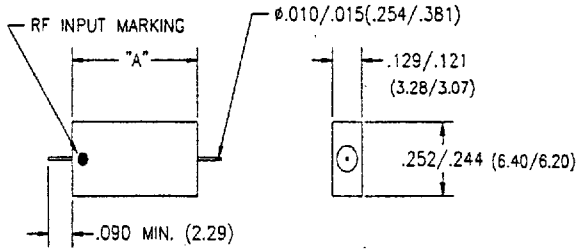

DASH NO.	DIMENSION "A"	
	INCHES	MILLIMETERS
R1	.327/.333	8.31/8.46
R2	.527/.533	13.39/13.54

"D" Series Style Package

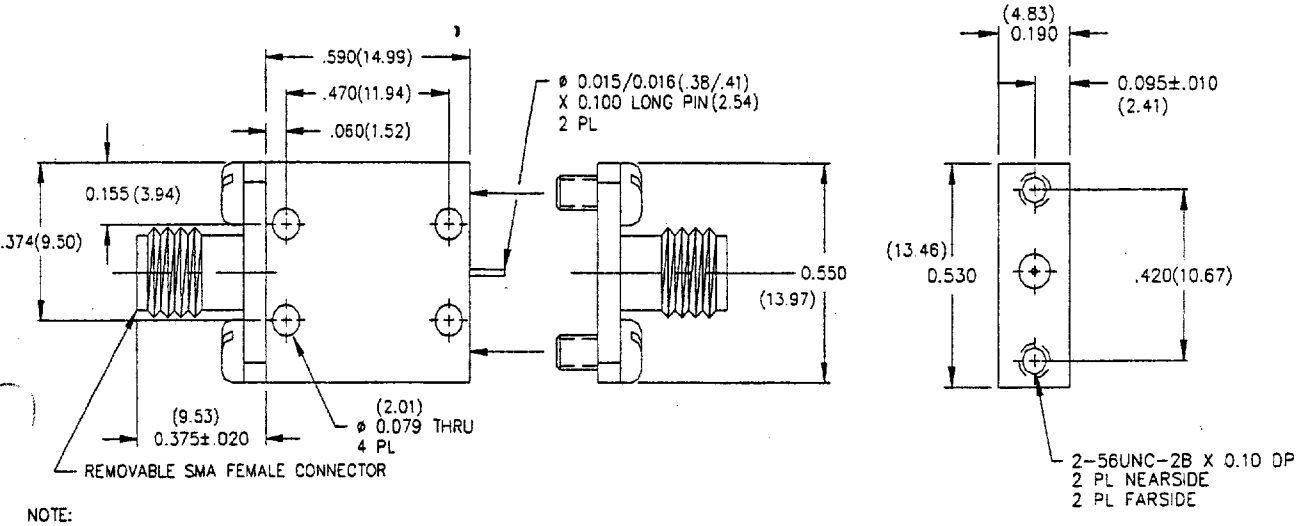

NOTE:

1. OPTIONAL SPACER FOR CONNECTOR GROUND