

### Miniature Connectors for PCB Mounting or Cable to Cable

- Small size
- Modular prolongation in a row
- 3, 5, 9 way
- Guiding and keying by the insulating body geometry
- Hyperboloid contacts, 0.5mm diameter
- Solder cup, through board solder (TBS)
- RoHS compliant

### Technical Characteristics

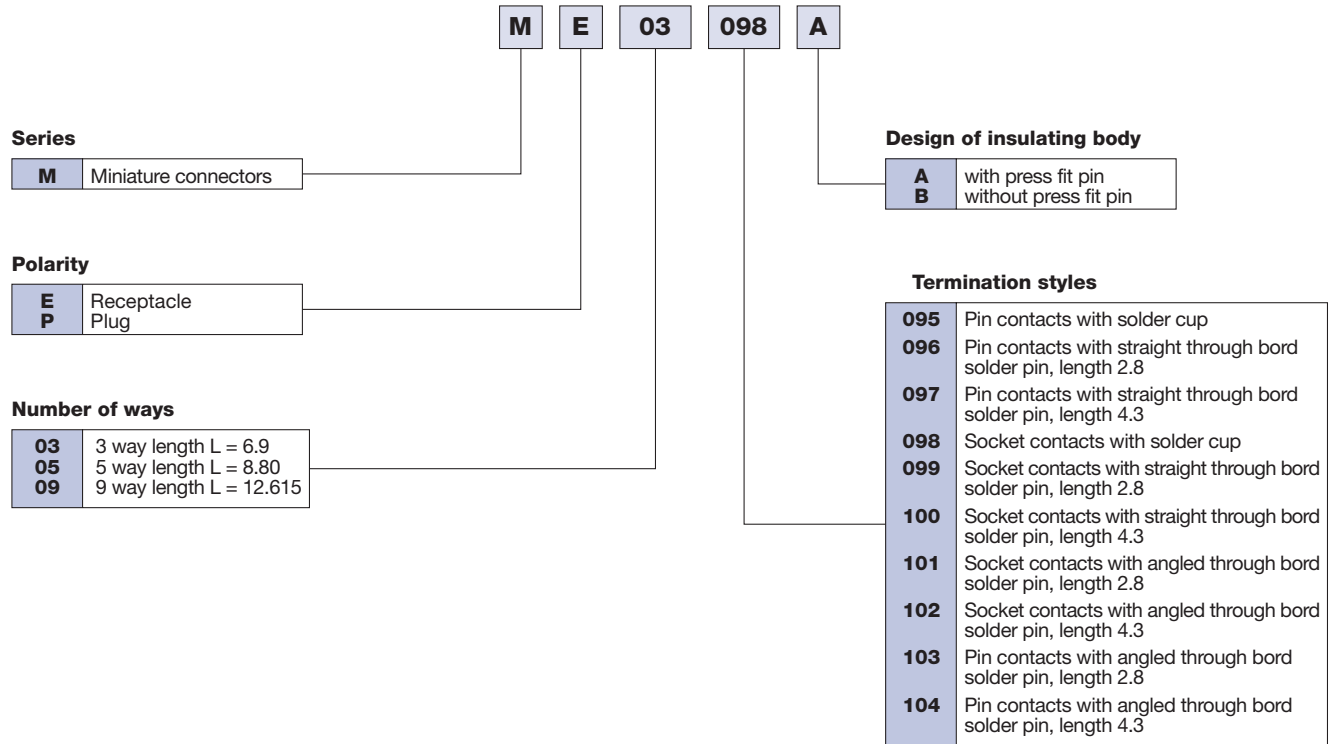
#### Material

Insulating body	LCP (30% glass fibre)
Contacts	Brass
Contact plating	Gold plated

#### Electrical Data

Nominal current	3 A
Contact resistance	<6 mΩ
Insulation test voltage	1500 V
MIL-specification	MIL - M - 24519C
Insulating body acc. to MIL	GLCP - 30F
Dimensional stability under heat	206 °C acc. to DIN 53461C
Pitch	Mating site 1.905 mm center-to-center spacing 1.905 mm row-to-row spacing  Wired site 1.905 mm center-to-center spacing 1.905 mm row-to-row spacing
Contacts	Hyperboloid contacts 0,5 mm
Guiding	By guiding rail on the side
Coding	By guiding rails
Keying	By a notch on the guiding rail

**Ordering Information**



**Insulating bodies**

Plug (male)	Receptacle (female)	Insulating body design		Layout of printed circuit
<b>3 way</b>		<b>A</b> 	<b>B</b> 	
<b>5 way</b>		<b>A</b> 	<b>B</b> 	
<b>9 way</b>		<b>A</b> 	<b>B</b> 	

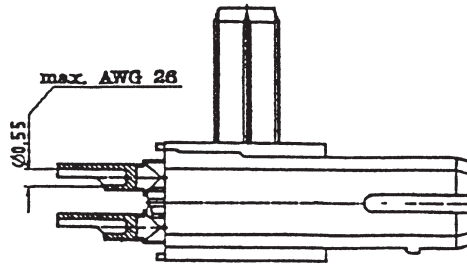
Dimensions are in mm

Termination styles

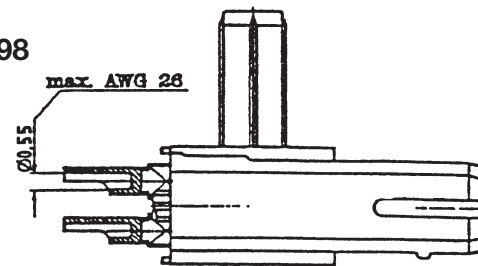
Pins

Sockets

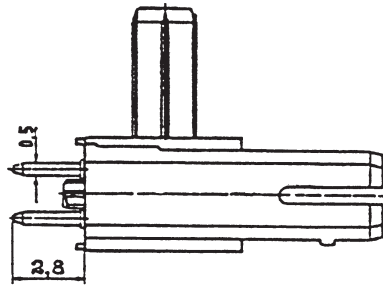
095



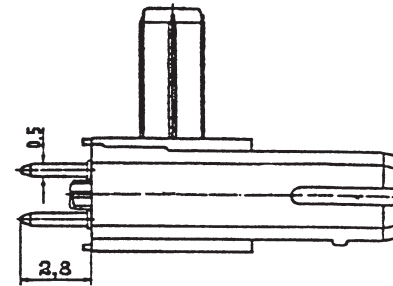
098



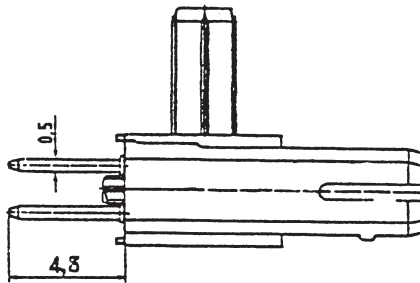
096



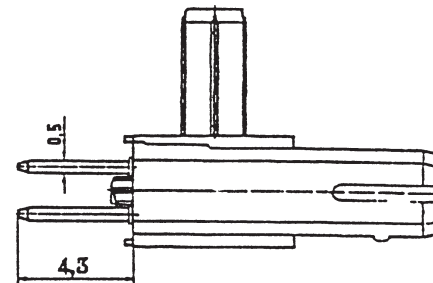
099



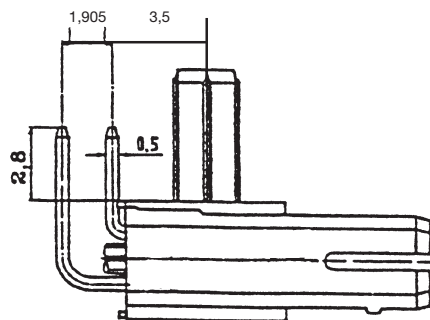
097



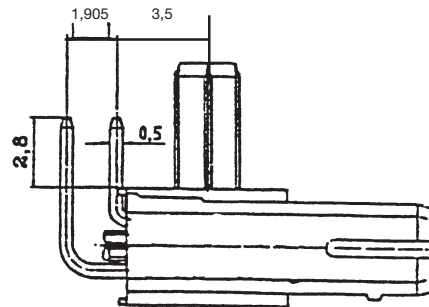
100



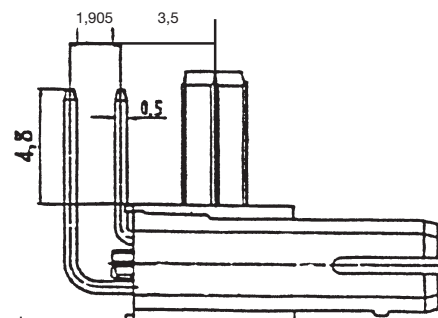
103



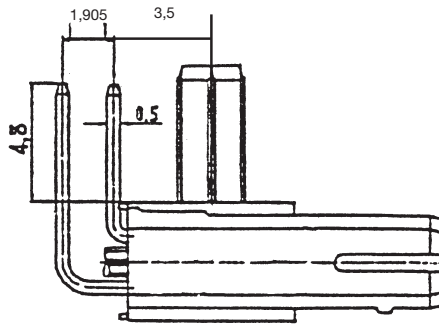
101



104



102



Dimensions are in mm