

C&K ZMS Series Subminiature Snap-acting Switches (Dust Proof)



Features/Benefits

- **Reliable snap-acting mechanism**
- **Long electrical and mechanical life**
- **Compact size—Ideal when space is limited**
- **Various PCB terminals and actuators**
- **RoHS compatible**
- **IP67 on some models**

Typical Applications

- **PCB detection switch**
- **Communication devices**
- **Testing equipment**
- **Security/Alarm systems**
- **Consumer electronics**



Models Available

Specifications

CONTACT RATING: 3A @ 125 V AC, 3A 12 V DC / 10 mA @ 12 V DC.
ELECTRICAL LIFE: 300,000 cycles @ 10mA / 10,000 cycles @ 3A.
INSULATION RESISTANCE: 100 M ohm min.
DIELECTRIC STRENGTH: 500 Vrms.
OPERATING TEMPERATURE: -17°F to 185°F (-25°C to 85°C).
OPERATING FORCE: 80 or 130 grams.

* Low Level=conditions where no arcing occurs during switching, i.e., 0.4 VA max. @ 20 V AC or DC max.

Materials

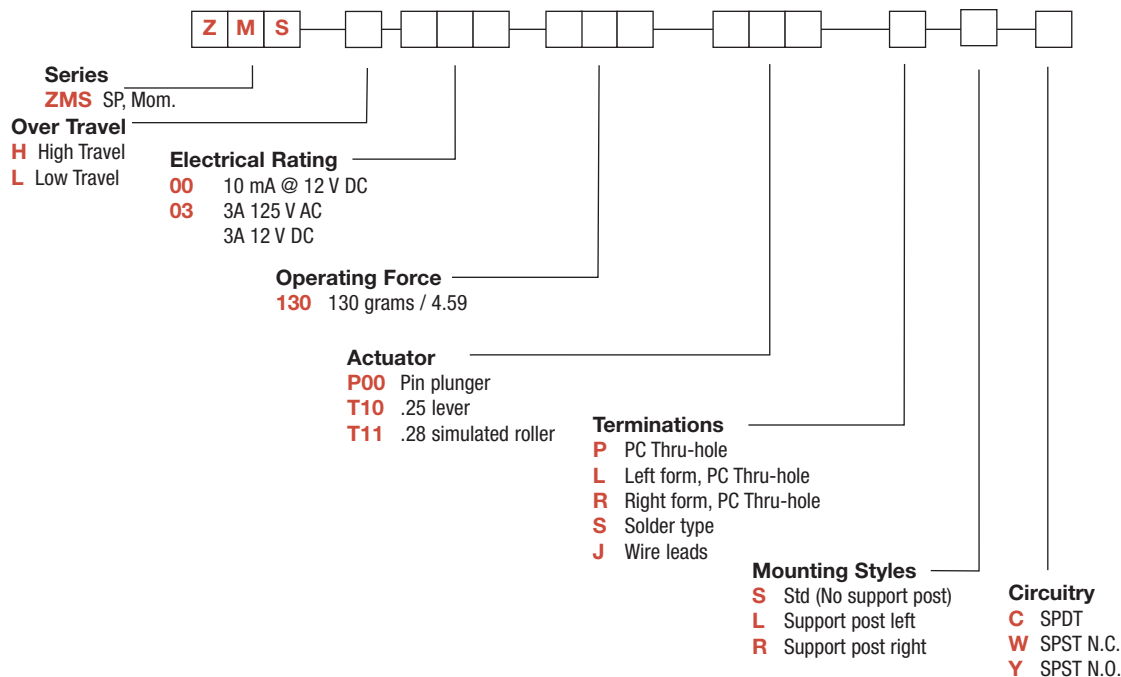
CASE: Nylon
COVER/ACTUATOR: PBT
MOVABLE CONTACTS: Silver or gold plated.
STATIONARY CONTACTS: Silver or gold plated.
TERMINALS: Brass, tin plated.
LEVER: Stainless steel

NOTE: For the latest information regarding RoHS compliance, please go to: www.ittcannon.com/rohs.

NOTE: Specifications and materials listed above are for switches with standard options. For information on specific and custom switches, consult Customer Service Center.

Build-A-Switch

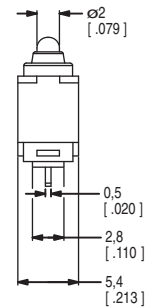
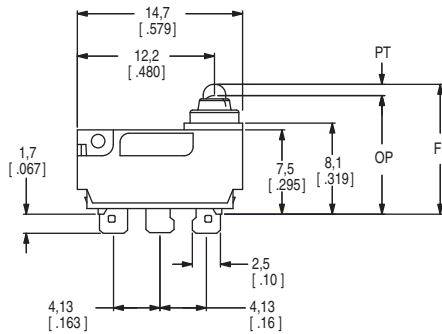
To order, simply select desired option from each category and place in the appropriate box. Available options are shown and described on pages K- and K- . For additional options not shown in catalog, consult Customer Service Center.



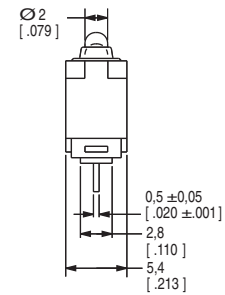
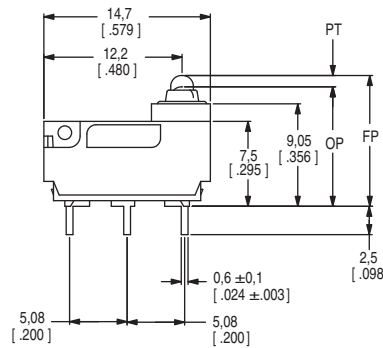
C&K ZMS Series Subminiature Snap-acting Switches

SERIES **ZMS** ■ ■ ■ ■ ■ ■ ■ ■

ZMSH HIGH OVER TRAVEL



ZMSL LOW OVER TRAVEL



ELECTRICAL RATING

OPTION CODE	RoHS COMPLIANT*	RoHS COMPATIBLE*	CONTACT MATERIAL		ELECTRICAL RATING	
			MOVABLE CONTACT	STATIONARY CONTACT		
00	Yes	Yes	Gold over fine silver	Gold over fine silver	0.1 AMP @ 30 V DC	
03	Yes	Yes	Fine Silver	Fine silver	3 AMPS @ 125 V AC 3 AMPS @ 12 V DC	

* Note: See Technical Data in section N of this catalog for RoHS compliant and compatible definition and specifications.

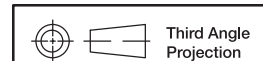
Model with option "S" (solder type) only.

Consult Customer Service center for availability and delivery of nonstandard ratings.

*Electrical rating 03A is not available with Operating Force rating of 080.

OPERATING FORCE

OPTION CODE	BASIC SWITCH OPERATING FORCE (OZ./GRAMS)
130	130 4.59

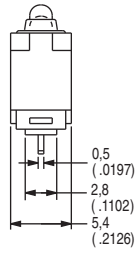


Dimensions are shown: Inch (mm)
Specifications and dimensions subject to change

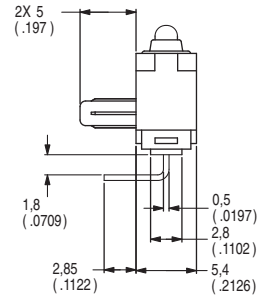
C&K ZMS Series Subminiature Snap-acting Switches (Dust Proof)

MOUNTING STYLES

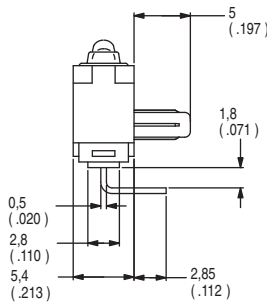
S STD (NO SUPPORT POST)



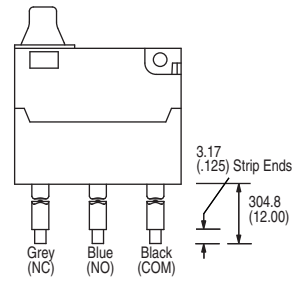
L SUPPORT POST LEFT



R SUPPORT POST RIGHT



J WIRE LEADS
(IP67)



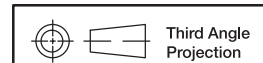
CIRCUITRY

- C** SPDT (Single Pole, Double Throw)
- W** SPST N.C. (Single Pole, Single Throw, Normally Closed)
- Y** SPST N.O. (Single Pole, Single Throw, Normally Open)



K

Snap-acting



Dimensions are shown: Inch (mm)
Specifications and dimensions subject to change