

# NON-CATALOG

## Frequency Synthesizer

SSN-2400A-119+

50Ω 2300 to 2400 MHz

### The Big Deal

- Fractional N synthesizer
- Low phase noise and spurious
- Very small size 0.60" x 0.60" x 0.138"



CASE STYLE: KJ1367

### Product Overview

The SSN-2400A-119+ is a Frequency Synthesizer, designed to operate from 2300 to 2400 MHz for WiMAX application. The SSN-2400A-119+ is packaged in a metal case (size of 0.60" x 0.60" x 0.138") to shield against unwanted signals and noise.

### Key Features

Feature	Advantages
Low phase noise and spurious: <ul style="list-style-type: none"><li>• Phase Noise: -100 dBc/Hz typ. @ 10 kHz offset</li><li>• Step Size Spurious: -98 dBc typ.</li><li>• Comparison Spurious: -105 dBc typ.</li><li>• Reference Spurious: -100 dBc typ.</li></ul>	Low phase noise and spurious improve system EVM (Error Vector Magnitude).
Robust design and construction	To enhance the robustness of SSN-2400A-119+, each internal component is secured to the substrate with chip bonder, thereby eliminating the risk of tombstoning during subsequent solder reflow operations by the customer.
Small size, 0.60" x 0.60" x 0.138"	The small size enables the SSN-2400A-119+ to be used in compact designs.



IF/RF MICROWAVE COMPONENTS • ISO 9001 ISO 14001 AS9100 CERTIFIED RoHS compliant  
P.O. Box 350166, Brooklyn, New York 11235-0003 (718) 934-4500 Fax (718) 332-4661



The Design Engineers Search Engine finds the model you need, Instantly • For detailed performance specs & shopping online see




Notes: 1. Performance and quality attributes and conditions not expressly stated in this specification sheet are intended to be excluded and do not form a part of this specification sheet. 2. Electrical specifications and performance data contained herein are based on Mini-Circuit's applicable established test performance criteria and measurement instructions. 3. The parts covered by this specification sheet are subject to Mini-Circuits standard limited warranty and terms and conditions (collectively, "Standard Terms"); Purchasers of this part are entitled to the rights and benefits contained therein. For a full statement of the Standard Terms and the exclusive rights and remedies thereunder, please visit Mini-Circuits' website at [www.minicircuits.com/MCLStore/terms.jsp](http://www.minicircuits.com/MCLStore/terms.jsp).

50Ω 2300 to 2400 MHz

### Features

- Fractional N synthesizer
- Integrated VCO + PLL
- Low phase noise and spurious
- Robust design and construction
- Low operating voltage (VCC VCO=+4.85V, VCC PLL=+3.2V)
- Small size 0.60" x 0.60" x 0.138"



CASE STYLE: KJ1367

+ RoHS compliant in accordance with EU Directive (2002/95/EC)

The +Suffix has been added in order to identify RoHS Compliance. See our web site for RoHS Compliance methodologies and qualifications.

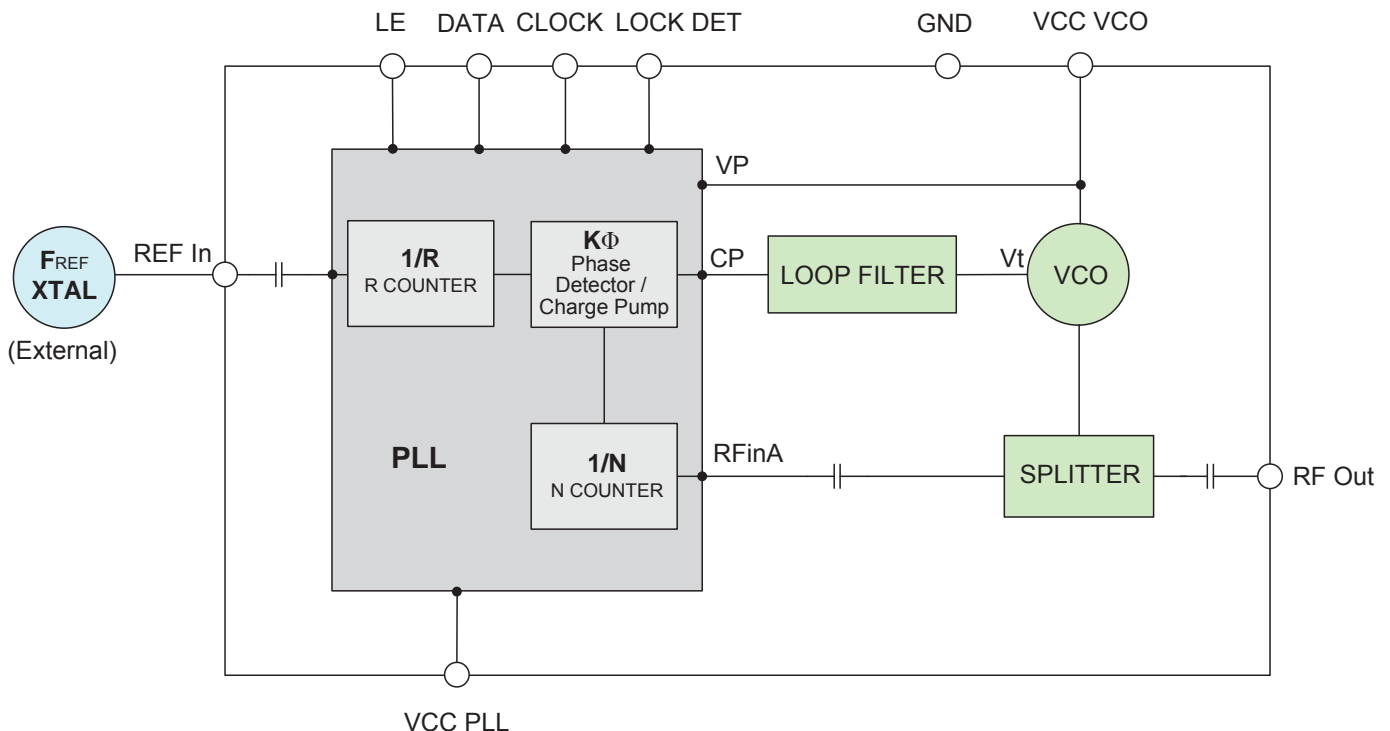
### Applications

- WiMAX

### General Description

The SSN-2400A-119+ is a Frequency Synthesizer, designed to operate from 2300 to 2400 MHz for WiMAX application. The SSN-2400A-119+ is packaged in a metal case (size of 0.60" x 0.60" x 0.138") to shield against unwanted signals and noise. To enhance the robustness of SSN-2400A-119+, each internal component is secured to the substrate with chip bonder, thereby eliminating the risk of tombstoning during subsequent solder reflow operations by the customer.

### Simplified Schematic



IF/RF MICROWAVE COMPONENTS • ISO 9001 ISO 14001 AS9100 CERTIFIED RoHS compliant  
P.O. Box 350166, Brooklyn, New York 11235-0003 (718) 934-4500 Fax (718) 332-4661



The Design Engineers Search Engine finds the model you need, Instantly • For detailed performance specs & shopping online see



Notes: 1. Performance and quality attributes and conditions not expressly stated in this specification sheet are intended to be excluded and do not form a part of this specification sheet. 2. Electrical specifications and performance data contained herein are based on Mini-Circuit's applicable established test performance criteria and measurement instructions. 3. The parts covered by this specification sheet are subject to Mini-Circuits standard limited warranty and terms and conditions (collectively, "Standard Terms"); Purchasers of this part are entitled to the rights and benefits contained therein. For a full statement of the Standard Terms and the exclusive rights and remedies thereunder, please visit Mini-Circuits' website at [www.minicircuits.com/MCLStore/terms.jsp](http://www.minicircuits.com/MCLStore/terms.jsp).

### Electrical Specifications *(over operating temperature -40°C to +85°C)*

Parameters	Test Conditions	Min.	Typ.	Max.	Units	
Frequency Range	-	2300	-	2400	MHz	
Step Size	-	-	250	-	kHz	
Comparison Frequency	-	-	13	-	MHz	
Settling Time	Within $\pm 1$ kHz	-	30	50	mSec	
Output Power	-	+1	+4	+7	dBm	
SSB Phase Noise	@ 100 Hz offset	-	-82	-	dBc/Hz	
	@ 1 kHz offset	-	-90	-83		
	@ 10 kHz offset	-	-100	-94		
	@ 100 kHz offset	-	-125	-118		
	@ 1 MHz offset	-	-145	-138		
Integrated SSB Phase Noise	@ 1kHz to 10MHz	-	-50	-	dBc	
Step Size Spurious Suppression	Step Size 250 kHz	-	-98	-74	dBc	
0.5 Step Size Spurious Suppression	0.5 Step Size 125 kHz	-	-86	-70		
Reference Spurious Suppression	Ref. Freq. 52 MHz	-	-100	-76		
Comparison Spurious Suppression	Comp. Freq. 13 MHz	-	-105	-84		
Non - Harmonic Spurious Suppression	-	-	-90	-		
Harmonic Suppression	-	-	-33	-23		
VCO Supply Voltage	+4.85	+4.75	+4.85	+5.25		V
PLL Supply Voltage	+3.20	+3.10	+3.20	+3.30	mA	
VCO Supply Current	-	-	43	49		
PLL Supply Current	-	-	15	23		
Reference Input (External)	Frequency	52 (square wave)	-	52	-	MHz
	Amplitude	1	-	1	-	V <sub>P-P</sub>
	Input impedance	-	-	100	-	K $\Omega$
	Phase Noise @ 1 kHz offset	-	-	-135	-	dBc/Hz
RF Output port Impedance	-	-	50	-	$\Omega$	
Input Logic Level	Input high voltage	-	2.65	-	-	V
	Input low voltage	-	-	-	0.60	V
Digital Lock Detect	Locked	-	2.70	-	3.30	V
	Unlocked	-	-	-	0.40	V
Frequency Synthesizer PLL	-	ADF4153				
PLL Programming	-	3-wire serial 3.2V CMOS				
Register Map @ 2400 MHz	R0_Register	-	(MSB) 101110000000010000000 (LSB)			
	R1_Register	-	(MSB) 101010000000011010001 (LSB)			
	R2_Register	-	(MSB) 111100010 (LSB)			
	R3_Register	-	(MSB) 1111000111 (LSB)			

### Absolute Maximum Ratings

Parameters	Ratings
VCO Supply Voltage	5.8V
PLL Supply Voltage	4.0V
VCO Supply Voltage to PLL Supply Voltage	-0.3V to +5.8V
Reference Frequency Voltage	-0.3Vmin, VCC PLL +0.3Vmax
Data, Clock, LE Levels	-0.3Vmin, VCC PLL +0.3Vmax
Operating Temperature	-40°C to +85°C
Storage Temperature	-55°C to +100°C

Permanent damage may occur if any of these limits are exceeded



**The Design Engineers Search Engine finds the model you need, Instantly** • For detailed performance specs & shopping online see



Notes: 1. Performance and quality attributes and conditions not expressly stated in this specification sheet are intended to be excluded and do not form a part of this specification sheet. 2. Electrical specifications and performance data contained herein are based on Mini-Circuit's applicable established test performance criteria and measurement instructions. 3. The parts covered by this specification sheet are subject to Mini-Circuits standard limited warranty and terms and conditions (collectively, "Standard Terms"); Purchasers of this part are entitled to the rights and benefits contained therein. For a full statement of the Standard Terms and the exclusive rights and remedies thereunder, please visit Mini-Circuits' website at [www.minicircuits.com/MCLStore/terms.jsp](http://www.minicircuits.com/MCLStore/terms.jsp).

# NON-CATALOG

Frequency Synthesizer

SSN-2400A-119+

## Typical Performance Data

FREQUENCY (MHz)	POWER OUTPUT (dBm)			VCO CURRENT (mA)			PLL CURENT (mA)		
	-45°C	+25°C	+85°C	-45°C	+25°C	+85°C	-45°C	+25°C	+85°C
	2300	4.38	3.96	3.02	42.45	43.51	44.39	14.18	15.10
2308	4.45	3.92	3.12	42.48	43.57	44.42	14.44	15.37	18.28
2322	4.62	3.87	3.33	42.54	43.60	44.48	14.41	15.34	18.28
2336	4.55	3.86	3.31	42.58	43.59	44.53	14.36	15.30	18.25
2350	4.39	4.22	3.12	42.63	43.60	44.59	14.35	15.28	18.25
2364	4.45	4.45	3.05	42.65	43.60	44.63	14.27	15.20	18.19
2378	4.63	4.50	3.14	42.64	43.64	44.62	14.18	15.11	18.10
2392	4.95	4.42	3.43	42.62	43.66	44.62	13.16	14.07	17.04
2400	5.04	4.33	3.56	42.65	43.67	44.64	14.40	15.34	18.36

FREQUENCY (MHz)	HARMONICS (dBc)					
	F2			F3		
	-45°C	+25°C	+85°C	-45°C	+25°C	+85°C
2300	-28.88	-29.08	-32.83	-62.07	-48.15	-40.59
2308	-28.15	-32.59	-31.35	-63.13	-51.35	-43.09
2322	-32.91	-33.16	-34.79	-55.76	-51.23	-41.48
2336	-28.60	-30.65	-33.32	-59.04	-53.53	-45.11
2350	-31.42	-35.63	-32.43	-56.57	-57.09	-41.53
2364	-34.67	-33.56	-37.44	-49.59	-56.06	-41.26
2378	-33.35	-33.71	-36.73	-50.21	-53.55	-45.02
2392	-33.93	-34.24	-39.11	-48.64	-47.60	-39.71
2400	-33.02	-33.61	-37.37	-51.90	-49.22	-43.37



IF/RF MICROWAVE COMPONENTS • ISO 9001 ISO 14001 AS9100 CERTIFIED RoHS compliant  
 P.O. Box 350166, Brooklyn, New York 11235-0003 (718) 934-4500 Fax (718) 332-4661



The Design Engineers Search Engine finds the model you need, Instantly • For detailed performance specs & shopping online see



Notes: 1. Performance and quality attributes and conditions not expressly stated in this specification sheet are intended to be excluded and do not form a part of this specification sheet. 2. Electrical specifications and performance data contained herein are based on Mini-Circuit's applicable established test performance criteria and measurement instructions. 3. The parts covered by this specification sheet are subject to Mini-Circuits standard limited warranty and terms and conditions (collectively, "Standard Terms"); Purchasers of this part are entitled to the rights and benefits contained therein. For a full statement of the Standard Terms and the exclusive rights and remedies thereunder, please visit Mini-Circuits' website at [www.minicircuits.com/MCLStore/terms.jsp](http://www.minicircuits.com/MCLStore/terms.jsp).

# NON-CATALOG

Frequency Synthesizer

SSN-2400A-119+

FREQUENCY (MHz)	PHASE NOISE (dBc/Hz) @OFFSETS				
	+25°C				
	100Hz	1kHz	10kHz	100kHz	1MHz
2300	-87.99	-91.10	-99.39	-125.49	-145.75
2308	-85.70	-89.65	-100.00	-125.62	-145.41
2322	-83.19	-89.96	-100.69	-125.71	-145.96
2336	-84.72	-89.45	-100.11	-125.56	-145.65
2350	-88.19	-89.85	-100.23	-125.90	-146.16
2364	-83.77	-90.15	-99.56	-125.44	-145.80
2378	-86.52	-90.69	-99.42	-125.54	-145.57
2392	-84.66	-92.89	-99.22	-125.32	-145.87
2400	-88.01	-90.19	-99.47	-125.30	-145.60

FREQUENCY (MHz)	PHASE NOISE (dBc/Hz) @OFFSETS				
	-45°C				
	100Hz	1kHz	10kHz	100kHz	1MHz
2300	-83.97	-89.69	-99.67	-126.06	-146.52
2308	-86.16	-89.56	-99.33	-126.16	-146.23
2322	-83.69	-90.73	-100.14	-126.50	-146.93
2336	-85.82	-89.26	-99.60	-126.21	-146.79
2350	-86.36	-91.08	-99.38	-126.49	-147.10
2364	-84.14	-91.05	-99.23	-126.50	-146.89
2378	-88.43	-89.49	-99.65	-126.49	-147.14
2392	-86.08	-89.75	-99.36	-126.29	-147.18
2400	-87.98	-92.74	-99.55	-126.42	-147.07

FREQUENCY (MHz)	PHASE NOISE (dBc/Hz) @OFFSETS				
	+85°C				
	100Hz	1kHz	10kHz	100kHz	1MHz
2300	-88.55	-89.39	-98.20	-122.33	-142.64
2308	-84.73	-88.88	-98.48	-122.51	-142.38
2322	-87.79	-89.60	-98.60	-123.01	-143.32
2336	-86.52	-89.58	-98.71	-122.90	-142.95
2350	-86.47	-88.15	-99.22	-123.28	-143.55
2364	-84.38	-87.34	-98.78	-123.39	-143.55
2378	-85.84	-88.00	-98.43	-123.18	-143.32
2392	-87.09	-89.28	-97.82	-123.01	-143.39
2400	-86.98	-90.08	-98.20	-122.93	-143.32



IF/RF MICROWAVE COMPONENTS • ISO 9001 ISO 14001 AS9100 CERTIFIED RoHS compliant  
 P.O. Box 350166, Brooklyn, New York 11235-0003 (718) 934-4500 Fax (718) 332-4661



The Design Engineers Search Engine finds the model you need, Instantly • For detailed performance specs & shopping online see



Notes: 1. Performance and quality attributes and conditions not expressly stated in this specification sheet are intended to be excluded and do not form a part of this specification sheet. 2. Electrical specifications and performance data contained herein are based on Mini-Circuit's applicable established test performance criteria and measurement instructions. 3. The parts covered by this specification sheet are subject to Mini-Circuits standard limited warranty and terms and conditions (collectively, "Standard Terms"); Purchasers of this part are entitled to the rights and benefits contained therein. For a full statement of the Standard Terms and the exclusive rights and remedies thereunder, please visit Mini-Circuits' website at [www.minicircuits.com/MCLStore/terms.jsp](http://www.minicircuits.com/MCLStore/terms.jsp).

# NON-CATALOG

## Frequency Synthesizer

## SSN-2400A-119+

COMPARISON SPURIOUS ORDER	COMPARISON SPURIOUS @Fcarrier 2300MHz+(n*Fcomparison) (dBc) note 1			COMPARISON SPURIOUS @Fcarrier 2350MHz+(n*Fcomparison) (dBc) note 1			COMPARISON SPURIOUS @Fcarrier 2400MHz+(n*Fcomparison) (dBc) note 1		
	n	-45°C	+25°C	+85°C	-45°C	+25°C	+85°C	-45°C	+25°C
-5	-99.68	-105.50	-111.43	-101.83	-103.66	-122.23	-104.85	-104.32	-115.42
-4	-102.47	-107.76	-109.16	-97.14	-102.09	-108.58	-99.71	-103.74	-106.29
-3	-115.73	-106.61	-111.86	-102.19	-99.79	-104.68	-101.43	-102.57	-99.87
-2	-103.21	-106.10	-109.40	-109.33	-102.10	-105.95	-105.85	-104.75	-99.61
-1	-102.29	-102.79	-104.22	-97.26	-116.54	-103.74	-96.23	-108.12	-102.56
0 note 2	-	-	-	-	-	-	-	-	-
+1	-102.30	-99.32	-104.21	-98.36	-117.00	-110.48	-96.28	-107.79	-106.21
+2	-105.41	-102.13	-109.15	-111.32	-105.72	-111.95	-105.74	-104.30	-103.07
+3	-113.97	-107.58	-116.06	-103.30	-105.55	-113.88	-105.30	-104.71	-104.71
+4	-102.54	-108.60	-114.03	-101.17	-107.61	-111.50	-101.10	-106.37	-115.28
+5	-101.82	-104.96	-117.17	-107.02	-106.39	-110.28	-107.81	-105.90	-111.23

Note 1: Comparison frequency 13 MHz

Note 2: All spurs are referenced to carrier signal (n=0).

REFERENCE SPURIOUS ORDER	REFERENCE SPURIOUS @Fcarrier 2300MHz+(n*Frefernce) (dBc) note 3			REFERENCE SPURIOUS @Fcarrier 2350MHz+(n*Frefernce) (dBc) note 3			REFERENCE SPURIOUS @Fcarrier 2400MHz+(n*Frefernce) (dBc) note 3		
	n	-45°C	+25°C	+85°C	-45°C	+25°C	+85°C	-45°C	+25°C
-5	-111.80	-105.34	-118.64	-105.63	-108.75	-103.98	-105.62	-105.40	-108.36
-4	-104.63	-102.79	-106.34	-100.83	-104.08	-101.80	-93.67	-95.04	-97.86
-3	-82.44	-86.17	-95.26	-91.18	-91.92	-100.13	-92.72	-95.87	-100.48
-2	-103.73	-96.76	-104.09	-102.10	-97.30	-104.27	-102.02	-97.53	-103.45
-1	-102.44	-108.77	-109.60	-97.23	-101.91	-108.74	-99.66	-103.75	-105.97
0 note 4	-	-	-	-	-	-	-	-	-
+1	-102.74	-108.25	-112.98	-100.84	-107.32	-111.72	-101.35	-106.56	-116.36
+2	-103.76	-98.38	-106.07	-104.60	-101.12	-106.19	-104.99	-99.21	-104.07
+3	-80.99	-85.34	-94.70	-90.50	-92.65	-98.20	-94.23	-95.60	-101.28
+4	-105.36	-107.44	-106.07	-97.94	-100.64	-102.63	-90.88	-94.48	-95.58
+5	-125.56	-114.28	-113.09	-116.68	-110.97	-108.72	-112.04	-113.33	-111.96

Note 3: Reference frequency 52 MHz

Note 4: All spurs are referenced to carrier signal (n=0).



IF/RF MICROWAVE COMPONENTS • ISO 9001 ISO 14001 AS9100 CERTIFIED RoHS compliant  
P.O. Box 350166, Brooklyn, New York 11235-0003 (718) 934-4500 Fax (718) 332-4661



The Design Engineers Search Engine finds the model you need, Instantly • For detailed performance specs & shopping online see



Notes: 1. Performance and quality attributes and conditions not expressly stated in this specification sheet are intended to be excluded and do not form a part of this specification sheet. 2. Electrical specifications and performance data contained herein are based on Mini-Circuit's applicable established test performance criteria and measurement instructions. 3. The parts covered by this specification sheet are subject to Mini-Circuits standard limited warranty and terms and conditions (collectively, "Standard Terms"); Purchasers of this part are entitled to the rights and benefits contained therein. For a full statement of the Standard Terms and the exclusive rights and remedies thereunder, please visit Mini-Circuits' website at [www.minicircuits.com/MCLStore/terms.jsp](http://www.minicircuits.com/MCLStore/terms.jsp).

# NON-CATALOG

Frequency Synthesizer

SSN-2400A-119+

STEP SIZE SPURIOUS ORDER	0.5 STEP SIZE & STEP SIZE SPURIOUS @Fcarrier 2300MHz+(n*Fstep size) (dBc) note 5			0.5 STEP SIZE & STEP SIZE SPURIOUS @Fcarrier 2350MHz+(n*Fstep size) (dBc) note 5			0.5 STEP SIZE & STEP SIZE SPURIOUS @Fcarrier 2400MHz+(n*Fstep size) (dBc) note 5			
	n	-45°C	+25°C	+85°C	-45°C	+25°C	+85°C	-45°C	+25°C	+85°C
	-5.0	-109.50	-111.71	-110.38	-110.69	-111.68	-117.54	-113.72	-108.76	-106.33
-4.5	-118.86	-114.94	-118.38	-109.36	-118.91	-119.09	-115.56	-116.02	-118.74	
-4.0	-84.11	-86.18	-85.04	-115.16	-110.71	-115.21	-114.13	-116.15	-118.49	
-3.5	-116.91	-113.89	-112.71	-115.08	-111.88	-116.97	-108.45	-112.78	-116.02	
-3.0	-108.06	-112.51	-111.41	-112.12	-114.69	-113.63	-106.09	-113.77	-109.34	
-2.5	-111.48	-112.25	-106.38	-113.62	-110.78	-111.96	-104.07	-106.97	-107.54	
-2.0	-109.95	-109.24	-105.44	-109.97	-111.11	-108.10	-111.25	-107.87	-110.23	
-1.5	-106.60	-105.07	-101.13	-105.84	-100.59	-104.71	-96.29	-100.89	-95.75	
-1.0	-100.18	-97.31	-97.88	-97.55	-100.61	-94.67	-97.81	-99.52	-98.07	
-0.5	-87.45	-85.22	-84.10	-89.21	-85.14	-86.75	-85.84	-85.92	-88.12	
0 <sup>note 6</sup>	-	-	-	-	-	-	-	-	-	
+0.5	-84.27	-84.39	-84.32	-90.32	-90.15	-88.05	-85.97	-87.35	-87.63	
+1.0	-100.47	-97.32	-96.81	-98.76	-97.07	-94.17	-97.50	-101.27	-98.35	
+1.5	-106.96	-106.98	-97.32	-107.04	-99.36	-108.30	-96.48	-98.69	-96.57	
+2.0	-112.68	-108.67	-108.61	-112.82	-107.58	-111.07	-106.97	-108.16	-107.28	
+2.5	-112.20	-113.68	-102.01	-112.01	-104.52	-115.02	-105.06	-104.25	-105.90	
+3.0	-110.36	-112.39	-115.08	-112.41	-112.81	-111.96	-104.08	-116.03	-109.93	
+3.5	-113.38	-114.12	-112.24	-113.54	-111.59	-115.95	-111.29	-112.15	-115.42	
+4.0	-84.36	-86.55	-85.28	-118.47	-109.42	-112.96	-113.62	-116.15	-116.91	
+4.5	-120.12	-114.90	-116.55	-116.45	-116.85	-117.73	-115.49	-119.21	-117.57	
+5.0	-115.11	-109.75	-116.16	-122.17	-107.22	-117.92	-111.08	-106.54	-109.87	

Note 5: Step size 250 kHz

Note 6: All spurs are referenced to carrier signal (n=0).



IF/RF MICROWAVE COMPONENTS • ISO 9001 ISO 14001 AS9100 CERTIFIED RoHS compliant  
P.O. Box 350166, Brooklyn, New York 11235-0003 (718) 934-4500 Fax (718) 332-4661

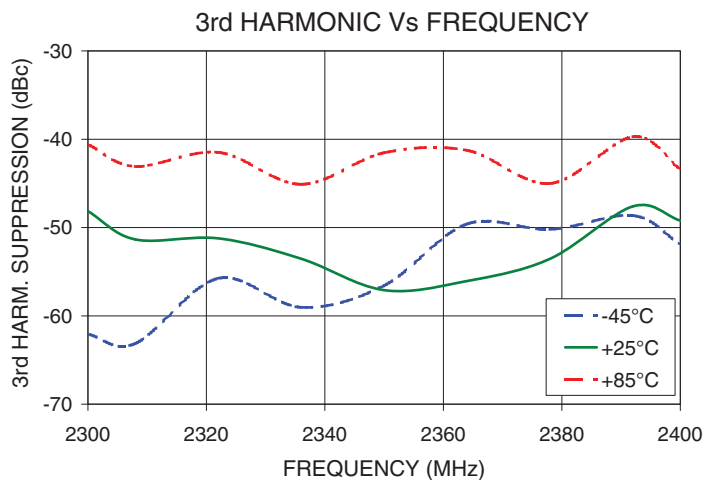
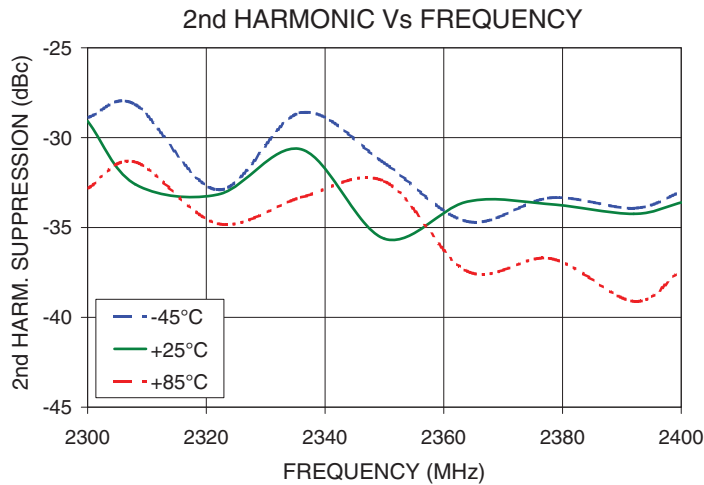
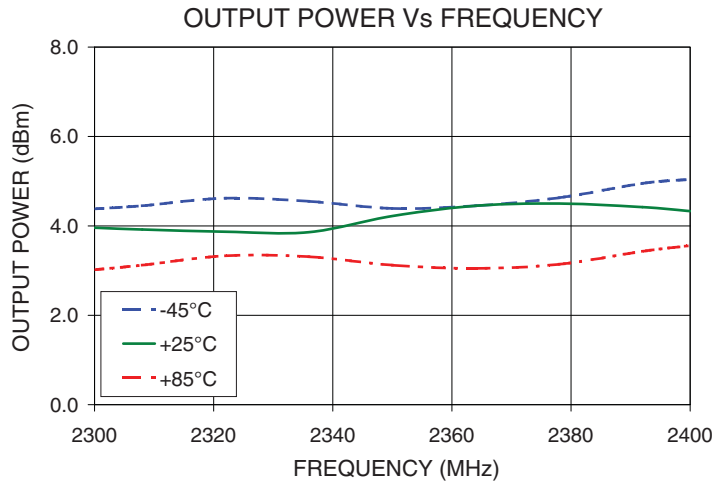


The Design Engineers Search Engine finds the model you need, Instantly • For detailed performance specs & shopping online see



Notes: 1. Performance and quality attributes and conditions not expressly stated in this specification sheet are intended to be excluded and do not form a part of this specification sheet. 2. Electrical specifications and performance data contained herein are based on Mini-Circuit's applicable established test performance criteria and measurement instructions. 3. The parts covered by this specification sheet are subject to Mini-Circuits standard limited warranty and terms and conditions (collectively, "Standard Terms"); Purchasers of this part are entitled to the rights and benefits contained therein. For a full statement of the Standard Terms and the exclusive rights and remedies thereunder, please visit Mini-Circuits' website at [www.minicircuits.com/MCLStore/terms.jsp](http://www.minicircuits.com/MCLStore/terms.jsp).

### Typical Performance Curves



IF/RF MICROWAVE COMPONENTS • ISO 9001 ISO 14001 AS9100 CERTIFIED RoHS compliant  
 P.O. Box 350166, Brooklyn, New York 11235-0003 (718) 934-4500 Fax (718) 332-4661



The Design Engineers Search Engine finds the model you need, Instantly • For detailed performance specs & shopping online see

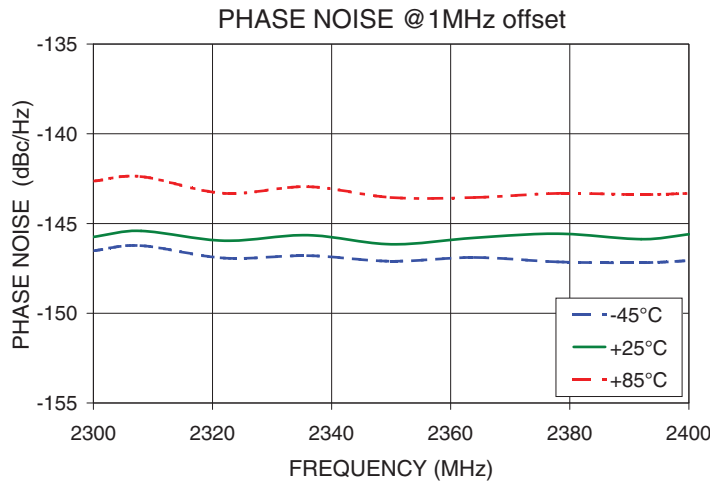
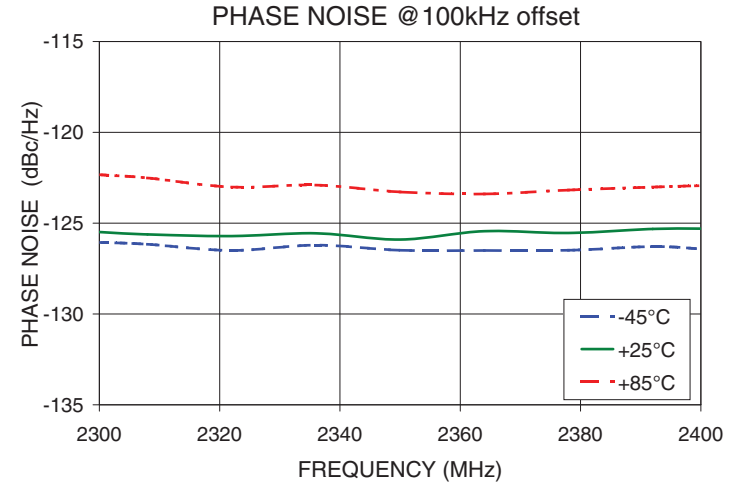
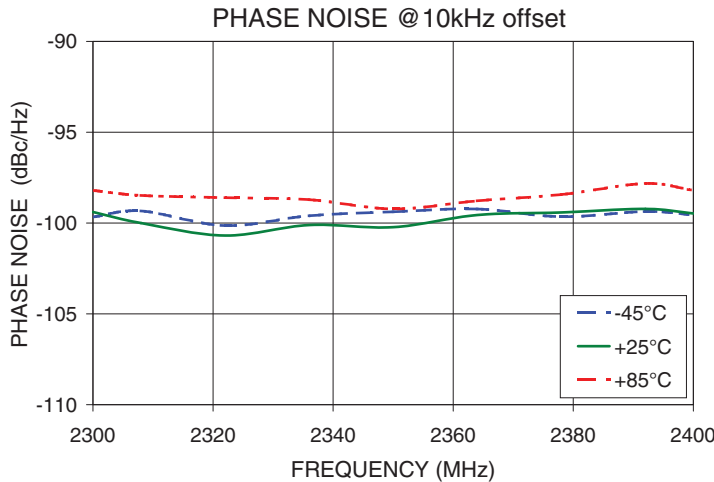
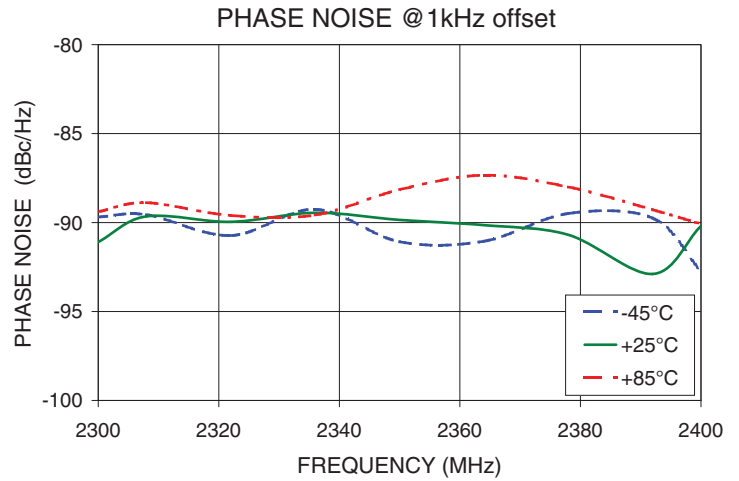
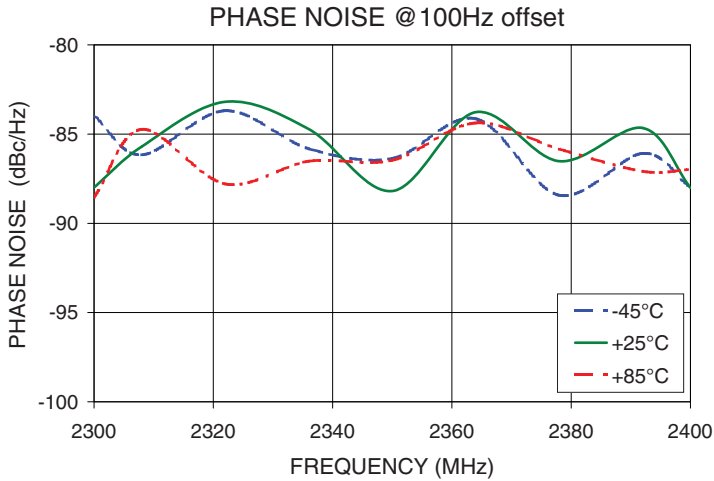


Notes: 1. Performance and quality attributes and conditions not expressly stated in this specification sheet are intended to be excluded and do not form a part of this specification sheet. 2. Electrical specifications and performance data contained herein are based on Mini-Circuit's applicable established test performance criteria and measurement instructions. 3. The parts covered by this specification sheet are subject to Mini-Circuits standard limited warranty and terms and conditions (collectively, "Standard Terms"); Purchasers of this part are entitled to the rights and benefits contained therein. For a full statement of the Standard Terms and the exclusive rights and remedies thereunder, please visit Mini-Circuits' website at [www.minicircuits.com/MCLStore/terms.jsp](http://www.minicircuits.com/MCLStore/terms.jsp).

# NON-CATALOG

## Frequency Synthesizer

## SSN-2400A-119+



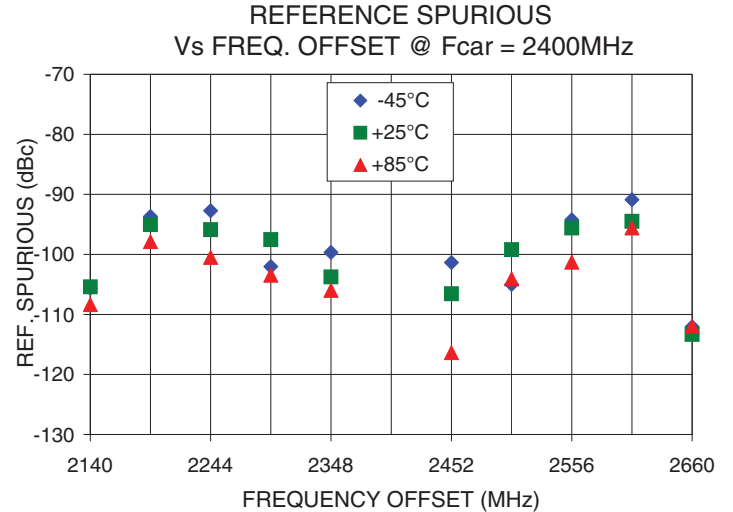
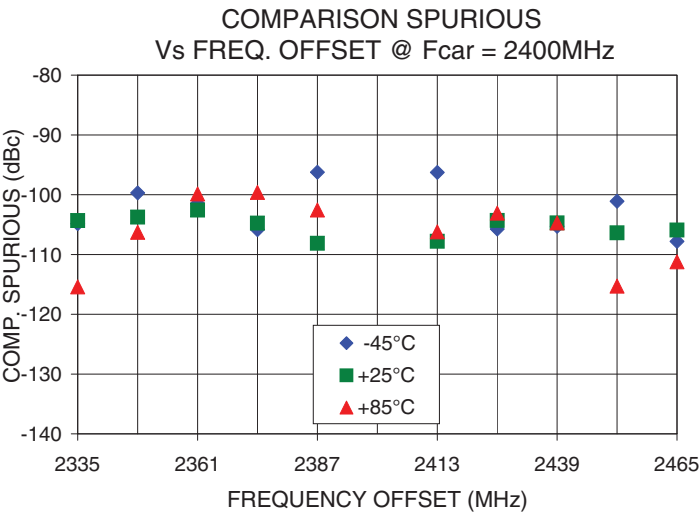
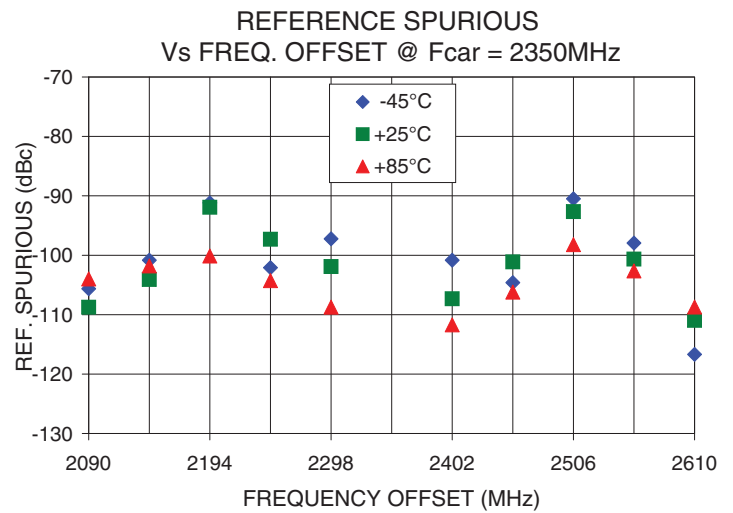
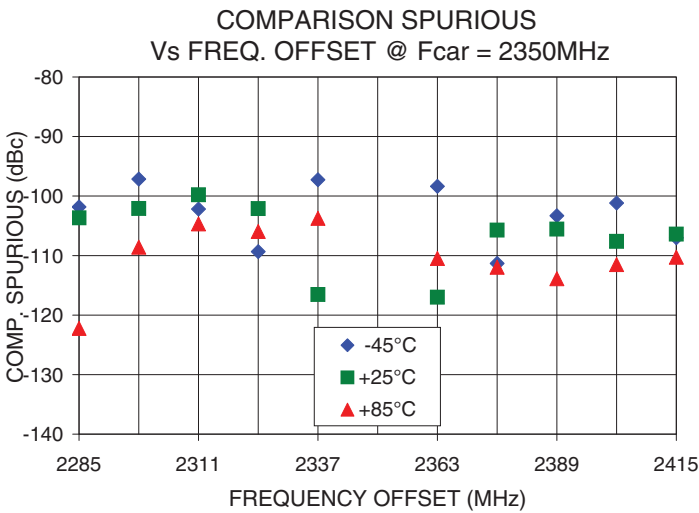
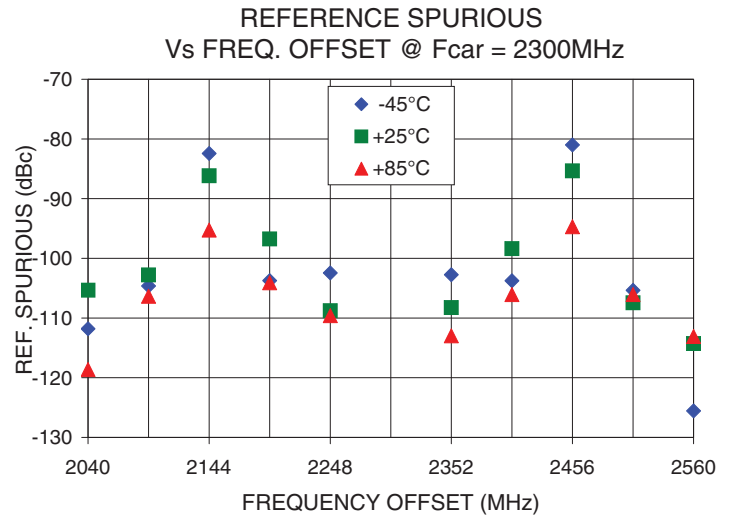
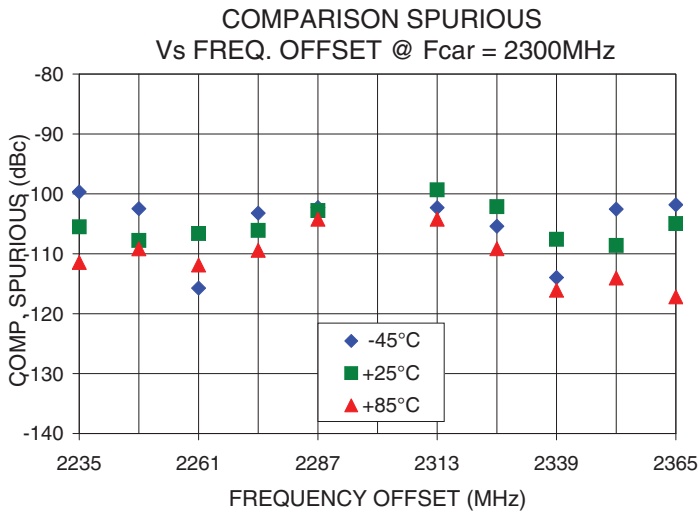
IF/RF MICROWAVE COMPONENTS • ISO 9001 ISO 14001 AS9100 CERTIFIED RoHS compliant  
 P.O. Box 350166, Brooklyn, New York 11235-0003 (718) 934-4500 Fax (718) 332-4661



The Design Engineers Search Engine finds the model you need, Instantly • For detailed performance specs & shopping online see



Notes: 1. Performance and quality attributes and conditions not expressly stated in this specification sheet are intended to be excluded and do not form a part of this specification sheet. 2. Electrical specifications and performance data contained herein are based on Mini-Circuit's applicable established test performance criteria and measurement instructions. 3. The parts covered by this specification sheet are subject to Mini-Circuits standard limited warranty and terms and conditions (collectively, "Standard Terms"); Purchasers of this part are entitled to the rights and benefits contained therein. For a full statement of the Standard Terms and the exclusive rights and remedies thereunder, please visit Mini-Circuits' website at [www.minicircuits.com/MCLStore/terms.jsp](http://www.minicircuits.com/MCLStore/terms.jsp).



IF/RF MICROWAVE COMPONENTS • ISO 9001 ISO 14001 AS9100 CERTIFIED RoHS compliant  
P.O. Box 350166, Brooklyn, New York 11235-0003 (718) 934-4500 Fax (718) 332-4661

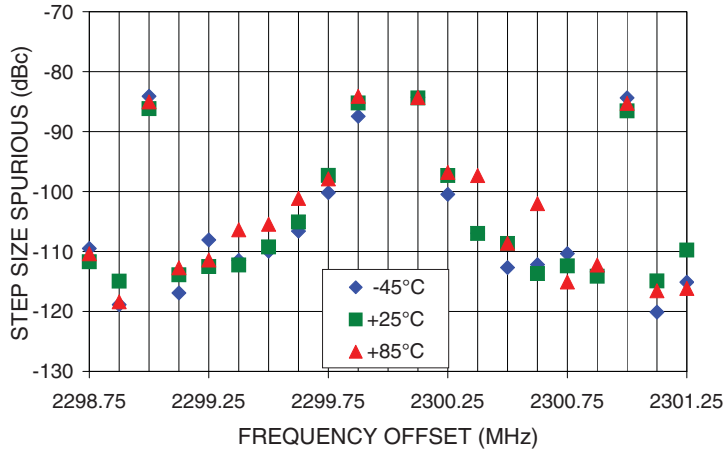


The Design Engineers Search Engine finds the model you need, Instantly • For detailed performance specs & shopping online see

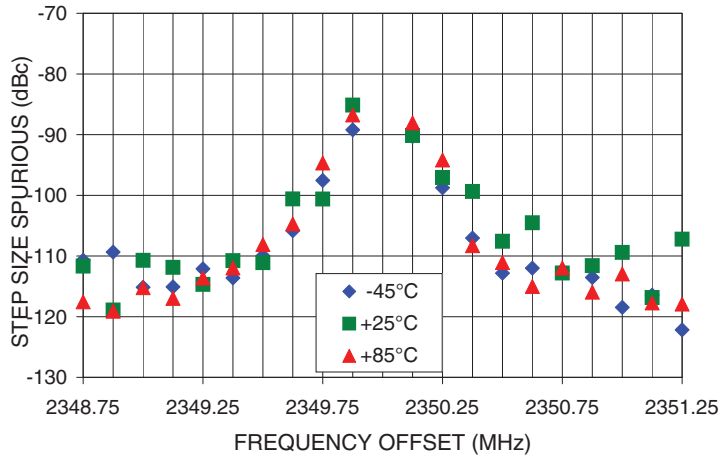


Notes: 1. Performance and quality attributes and conditions not expressly stated in this specification sheet are intended to be excluded and do not form a part of this specification sheet. 2. Electrical specifications and performance data contained herein are based on Mini-Circuit's applicable established test performance criteria and measurement instructions. 3. The parts covered by this specification sheet are subject to Mini-Circuits standard limited warranty and terms and conditions (collectively, "Standard Terms"); Purchasers of this part are entitled to the rights and benefits contained therein. For a full statement of the Standard Terms and the exclusive rights and remedies thereunder, please visit Mini-Circuits' website at [www.minicircuits.com/MCLStore/terms.jsp](http://www.minicircuits.com/MCLStore/terms.jsp).

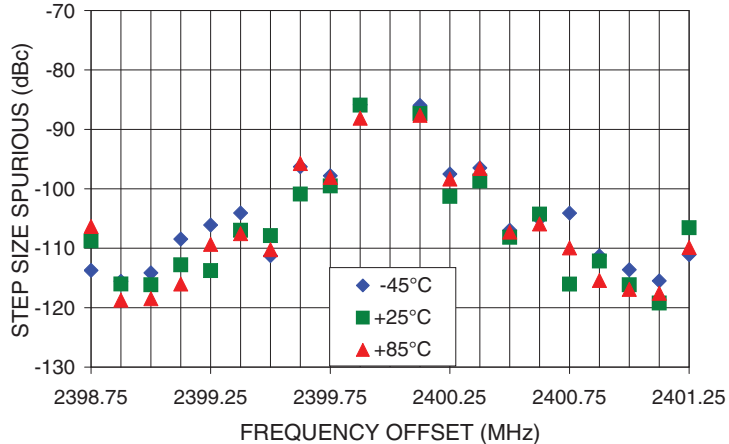
0.5 STEP SIZE & STEP SIZE SPURIOUS  
Vs FREQ. OFFSET @ Fcar = 2300MHz



0.5 STEP SIZE & STEP SIZE SPURIOUS  
Vs FREQ. OFFSET @ Fcar = 2350MHz



0.5 STEP SIZE & STEP SIZE SPURIOUS  
Vs FREQ. OFFSET @ Fcar = 2400MHz



IF/RF MICROWAVE COMPONENTS • ISO 9001 ISO 14001 AS9100 CERTIFIED RoHS compliant  
P.O. Box 350166, Brooklyn, New York 11235-0003 (718) 934-4500 Fax (718) 332-4661



The Design Engineers Search Engine finds the model you need, Instantly • For detailed performance specs & shopping online see



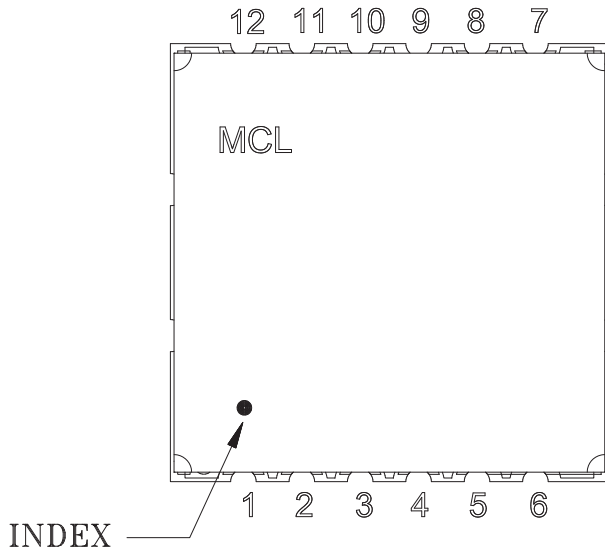
Notes: 1. Performance and quality attributes and conditions not expressly stated in this specification sheet are intended to be excluded and do not form a part of this specification sheet. 2. Electrical specifications and performance data contained herein are based on Mini-Circuit's applicable established test performance criteria and measurement instructions. 3. The parts covered by this specification sheet are subject to Mini-Circuits standard limited warranty and terms and conditions (collectively, "Standard Terms"); Purchasers of this part are entitled to the rights and benefits contained therein. For a full statement of the Standard Terms and the exclusive rights and remedies thereunder, please visit Mini-Circuits' website at [www.minicircuits.com/MCLStore/terms.jsp](http://www.minicircuits.com/MCLStore/terms.jsp).

# NON-CATALOG

Frequency Synthesizer

SSN-2400A-119+

## Pin Configuration

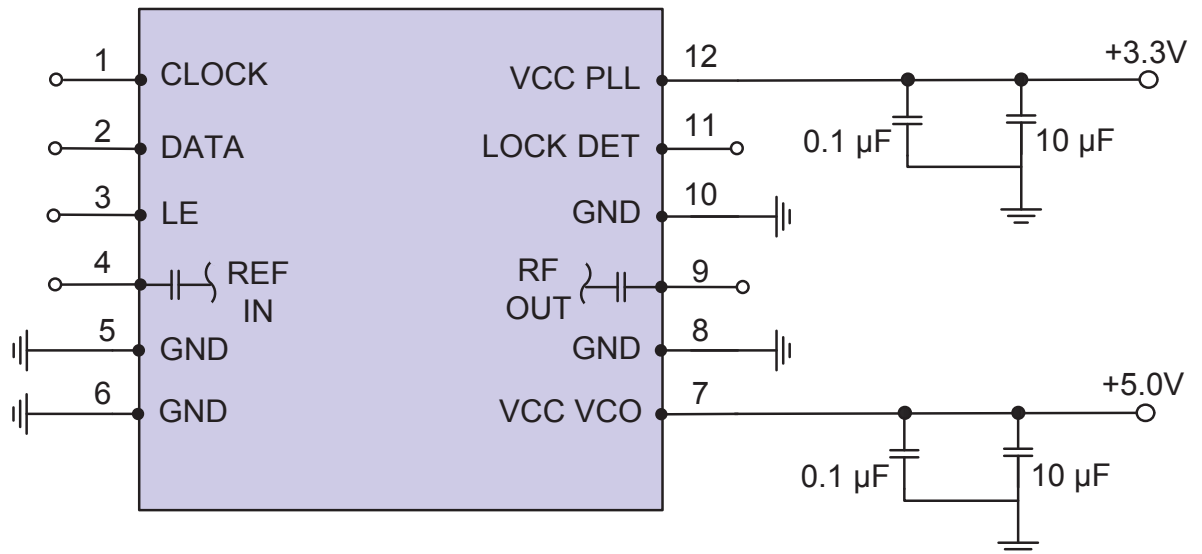


## Pin Connection

Pin Number	Function
1	CLOCK
2	DATA
3	LE
4	REF IN
5	GND
6	GND
7	VCC VCO
8	GND
9	RF OUT
10	GND
11	LOCK DET
12	VCC PLL

## Recommended Application Circuit

Note: REF IN and RF OUT ports are internally AC coupled.



**Mini-Circuits®**

IF/RF MICROWAVE COMPONENTS • ISO 9001 ISO 14001 AS9100 CERTIFIED RoHS compliant  
P.O. Box 350166, Brooklyn, New York 11235-0003 (718) 934-4500 Fax (718) 332-4661

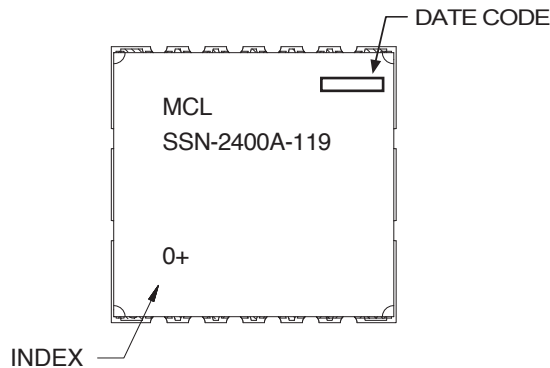


The Design Engineers Search Engine finds the model you need, Instantly • For detailed performance specs & shopping online see



Notes: 1. Performance and quality attributes and conditions not expressly stated in this specification sheet are intended to be excluded and do not form a part of this specification sheet. 2. Electrical specifications and performance data contained herein are based on Mini-Circuit's applicable established test performance criteria and measurement instructions. 3. The parts covered by this specification sheet are subject to Mini-Circuits standard limited warranty and terms and conditions (collectively, "Standard Terms"); Purchasers of this part are entitled to the rights and benefits contained therein. For a full statement of the Standard Terms and the exclusive rights and remedies thereunder, please visit Mini-Circuits' website at [www.minicircuits.com/MCLStore/terms.jsp](http://www.minicircuits.com/MCLStore/terms.jsp).

### Device Marking



### Additional Detailed Technical Information

Additional information is available on our web site. To access this information enter the model number on our web site home page.

**Case Style:** KJ1367

**Tape & Reel:** TR-F95

**Suggested Layout for PCB Design:** PL-317

**Evaluation Board:** TB-552+

**Environment Ratings:** ENV03T2



IF/RF MICROWAVE COMPONENTS • ISO 9001 ISO 14001 AS9100 CERTIFIED RoHS compliant  
P.O. Box 350166, Brooklyn, New York 11235-0003 (718) 934-4500 Fax (718) 332-4661



The Design Engineers Search Engine finds the model you need, Instantly • For detailed performance specs & shopping online see



Notes: 1. Performance and quality attributes and conditions not expressly stated in this specification sheet are intended to be excluded and do not form a part of this specification sheet. 2. Electrical specifications and performance data contained herein are based on Mini-Circuit's applicable established test performance criteria and measurement instructions. 3. The parts covered by this specification sheet are subject to Mini-Circuits standard limited warranty and terms and conditions (collectively, "Standard Terms"); Purchasers of this part are entitled to the rights and benefits contained therein. For a full statement of the Standard Terms and the exclusive rights and remedies thereunder, please visit Mini-Circuits' website at [www.minicircuits.com/MCLStore/terms.jsp](http://www.minicircuits.com/MCLStore/terms.jsp).