

## V-EA-Series - UL508 Manual Motor Controller - 3 pole E-Trip



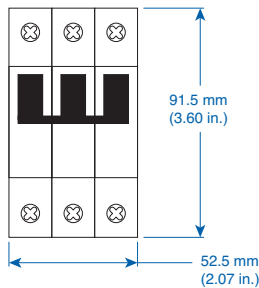
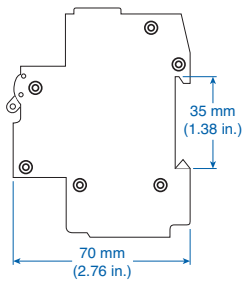
UL508 Listed  
E137938



Standard Pack: 4

Weight:  
0.3A - 63A  
1.68kg (3.7 lb.)

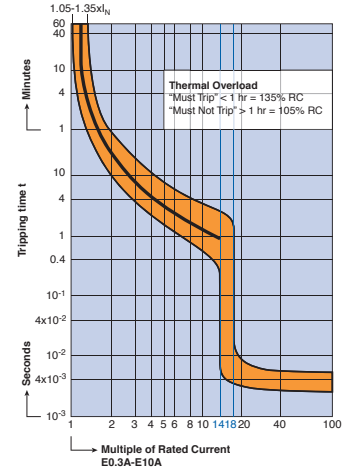
Three Pole



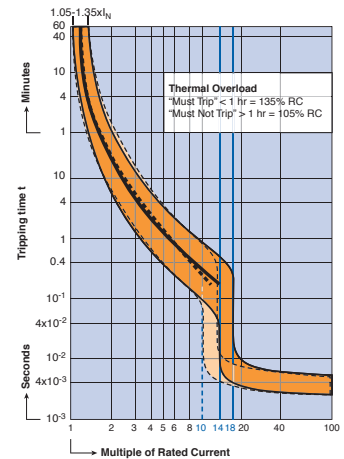
For ring tongue terminal version, replace "U" with "R" in part number. For example 1BR20 instead of 1BU20.

Rated Current	Type/ Cat. No.	Approvals
0.3A	3EU03	UL SF
0.5A	3EU05	UL SF
0.75A	3EU075	UL SF
0.8A	NA	
1.0A	3EU1	UL SF
1.6A	3EU1.6	UL SF
2.0A	3EU2	UL SF
2.5A	3EU2.5	UL SF
3.0A	3EU3	UL SF
3.5A	3EU3.5	UL SF
4.0A	3EU4	UL SF
5.0A	3EU5	UL SF
6.0A	3EU6	UL SF
8.0A	3EU8	UL SF
10A	3EU10	UL SF
12A	3EU12	UL SF
12.5A	3EU125	UL SF
13A	3EU13	UL SF
15A	3EU15	UL SF
16A	3EU16	UL SF
20A	3EU20	UL SF
25A	3EU25	UL SF
30A	3EU30	UL SF
32A	3EU32	UL SF
40A	3EU40	UL SF
50A	3EU50	UL SF
60A	3EU60	UL SF
63A	3EU63	UL SF

V-EA-E Trip  
0.3A Through 10A Rated Current



V-EA-E Trip  
12A Through 60A Rated Current



<b>Voltage Rating</b>	480Y/277VAC 0.3-25A: 1 pole - 42VDC; 2 Pole - 80VDC 30-60A: 1 pole - 24VDC; 2 Pole - 60VDC
<b>Short Circuit Withstand Rating (UL/CSA - Ratings)</b>	0.3-60A (RC): 10kA with UL-listed RK5 back-up fuse or MCCB
<b>Group Short Circuit Withstand Rating (UL/CSA - Ratings)</b>	0.3-10A (RC): 10kA; 12-60A (RC): 5kA no branch circuit protection required
<b>Interrupting Capacity (VDE - Ratings)</b>	0.3-63A (RC): 10kA
<b>Calibration Temperature</b>	40°C (104°F)
<b>Terminal Size Acceptability</b>	Top: 18-3 AWG; Bottom: 18-2 AWG
<b>Terminal Torque</b>	20 lb.in.
<b>Terminal Protection Degree</b>	IP20

### SHORT CIRCUIT WITHSTAND RATINGS FOR V-EA MANUAL MOTOR CONTROLLER

Trip Curve	Amp Range	Backup Protection	UL-Listed RK5-Fuse up to 10kA	UL-Listed MCCB up to 10kA	No BCP Required up to:
all	0.3 - 10A		4xRC* min 15A, max 70A	4xRC* min 15A, max 70A	10kA
all	12 - 30/32A		4xRC* max 125A	4xRC* max 125A	5kA
all	40 - 50A		4xRC* max 200A	4xRC* max 200A	5kA
all	60 / 63A		4xRC* max 250A	4xRC* max 250A	5kA

\*up to nearest rated current