


DPG / DPS SERIES

STANDARD PROFILE PIANO "IC" TYPE



◆ Features

- Edge actuated (piano type) easy setting on closely racked PCB.
- Tactile response is performed directly by larger contact pressure to ensure very stable contact.
- All UL 94V-0 fire retardant plastics used.
- Bottom epoxy sealed standard to ensure free of flux immersion during wave soldering.

- Contact wiping on make and break.
- Gold plated (**gold/gold**) or tin plated contact to ensure low contact resistance and long operation life.
- Ideal for data processing, communications, remote controls and burglar alarm systems use, where manual programming is required.

◆ Specifications

1. ELECTRICAL


- 1-1 Contact Rating
 - switching : 25 mA, 24 VDC
 - non-switching : 100 mA
- 1-2 Contact Resistance
 - initial : 50 mΩ max.
 - after life test : 100 mΩ max.
- 1-3 Insulation Resistance : 1000 MΩ min. at 100 VDC
- 1-4 Dielectric Strength : 500 VDC for 1 min.
- 1-5 Capacitance between adjacent switches : 5pF max.

2. MECHANICAL and ENVIRONMENTAL

- 2-1 Temperature rating
 - operating : -25°C to +70°C
 - storage : -40°C to +85°C
- 2-2 Operating force : 800 g max.
- 2-3 Mechanical life : 1000 operations
- 2-4 Humidity : 95% RH, 40°C for 96 hours
- 2-5 Vibration : Per MIL-STD-202F, method 204D
- 2-6 Solderability : 95% coverage after 230°C +/- 5°C for 5 sec.
- 2-7 Soldering temperature : 260°C max. for 5 sec.

◆ Dimensions and circuitry

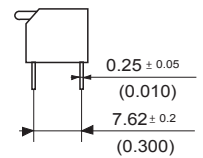
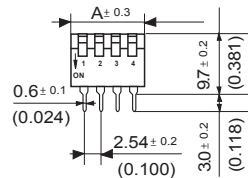
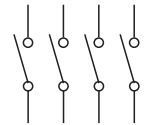
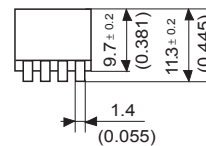
SPST 2-12 Positions




DIMENSION A

Position	2	3	4	5	6	7	8	9	10	12
A	6.7 (0.264)	9.2 (0.362)	11.7 (0.461)	14.2 (0.559)	16.7 (0.657)	19.2 (0.756)	21.7 (0.854)	24.2 (0.953)	26.7 (1.050)	31.8 (1.250)

Unit: mm (inch)



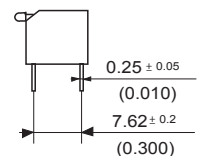
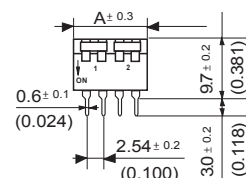
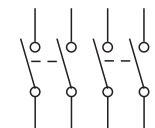
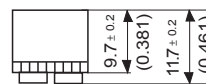
DPST 1-6 Positions




DIMENSION A

Position	1	2	3	4	5	6
A	6.7 (0.264)	11.7 (0.461)	16.7 (0.657)	21.7 (0.854)	26.7 (1.050)	31.8 (1.250)

Unit: mm (inch)



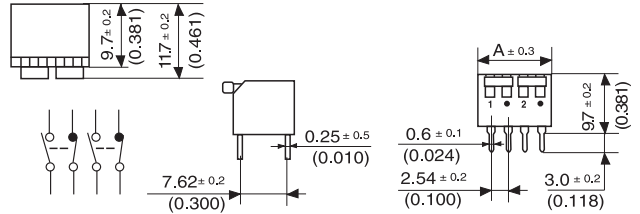
SPDT 1-6 Positions




DIMENSION A

Positions	1	2	3	4	5	6
A	6.7 (0.264)	11.7 (0.461)	16.7 (0.657)	21.7 (0.854)	26.7 (1.050)	31.8 (1.250)

Unit: mm (inch)



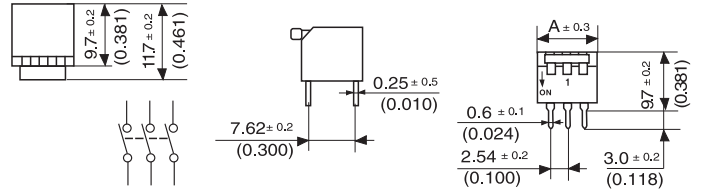
3PST 1-4 Positions




DIMENSION A

Positions	1	2	3	4
A	9.2 (0.362)	16.7 (0.657)	24.2 (0.953)	31.8 (1.250)

Unit: mm (inch)



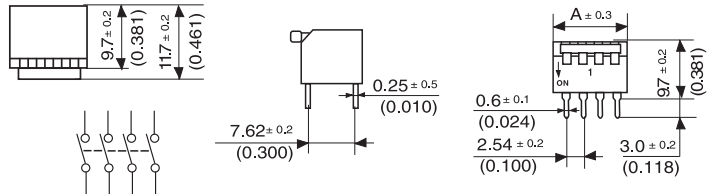
4PST 1-3 Positions




DIMENSION A

Positions	1	2	3
A	11.7 (0.461)	21.7 (0.854)	31.8 (1.250)

Unit: mm (inch)



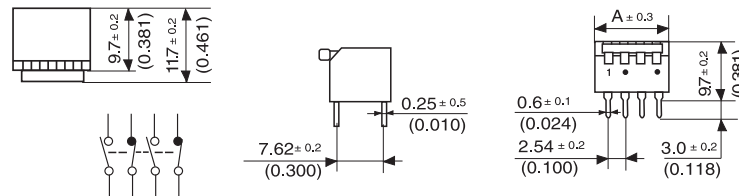
DPDT 1-3 Positions



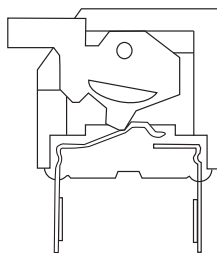
DIMENSION A

Positions	1	2	3
A	11.7 (0.461)	21.7 (0.854)	31.8 (1.250)

Unit: mm (inch)



◆ Construction



◆ Options

1. Special top or side marking available.
2. Blue or Black body color
3. Normal „ON“ (top side „ON“) available
4. Tape sealed

◆ Part Numbering System

DPG - 1 08 - A Z

RoHS compliant

Actuator and sealing:

A : Top side „OFF“

B : Top side „ON“

AT : Top side „OFF“ and tape sealed

BT : Top side „ON“ and tape sealed

Number of Positions: See Dimensions and circuitry

Contacts Form: 1: SPST 2: DPST 3: SPDT

4: 3PST 5: 4PST 6: DPDT

Series: **DPG**: Piano type Gold Plated Contacts

DPS: Piano type tin Plated Contacts

