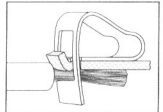


# Terminal Strips with Fixing Flanges or Snap-in Mounting Feet, Series 262

Side-entry



CAGE CLAMP®





	<b>0.08 – 4 mm<sup>2</sup></b> <b>630 V/8 kV/3 ①</b> <b>24 A</b>  <b>Pole width 7 mm / 0.276 in</b> <b>9 – 10 mm / 0.37 in</b>	<b>AWG 28 – 12</b> <b>300/600 V, 20/5 A ②</b> <b>300/600 V, 20/5 A ③</b>  <b>Pole width 12 mm / 0.472 in</b> <b>9 – 10 mm / 0.37 in</b>	<b>2 x 0.08 – 4 mm<sup>2</sup></b> <b>630 V/8 kV/3 ①</b> <b>32 A</b>  <b>2 x AWG 28 – 12</b> <b>300/600 V, 20/5 A ②</b> <b>300/600 V, 20/5 A ③</b>
--	---	--	--

\* VDE IKT CCA KA P7 BT GL BV LR NV

\* VDE IKT CCA KA P7 BT GL BV LR NV



- ① 630 V = rated voltage  
8 kV = rated surge voltage  
3 = pollution degree  
(see also section 10)
- ② For longer strips and/or assemblies of different colors, please contact factory
- ③ Suitable for EEx i applications with blue insulating housings

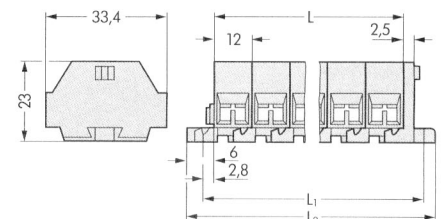
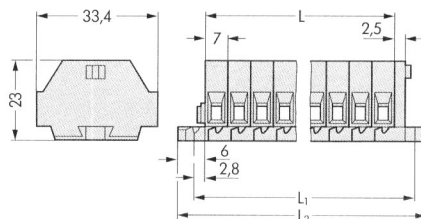
Description	No. of poles	Item-No.	Pack.-unit pcs	No. of poles	Item-No.	Pack.-unit pcs
 <p><b>Terminal strips with fixing flanges,</b> for screw fixing or similar methods, fixing hole diameter 3.2 mm (with mounting adapter 209-123 also for DIN 35 rail)</p>	<b>2-conductor terminal strips with fixing flanges,</b> grey			<b>4-conductor terminal strips with fixing flanges,</b> grey		
	2	262-102	100	2	262-202	100
	3	262-103	100	3	262-203	100
	4	262-104	100	4	262-204	100
	5	262-105	100	5	262-205	100
	6	262-106	50	6	262-206	50
	7	262-107	50	7	262-207	50
	8	262-108	50	8	262-208	50
	9	262-109	50	9	262-209	50
	10	262-110	25	10	262-210	25
	11	262-111	25	11	262-211	25
	12 ②	262-112	25	12 ②	262-212	25
 <p><b>Terminal strips with snap-in mounting feet,</b> for plate thickness 0.6 – 1.2 mm, fixing hole diameter 3.5 mm (fits aluminum rail 210-154 or with mounting adapter 209-120 for DIN 35 rail)</p>	<b>2-cond. terminal strips with snap-in mount. feet,</b> grey			<b>4-cond. terminal strips with snap-in mount. feet,</b> grey		
	2	262-152	100	2	262-252	100
	3	262-153	100	3	262-253	100
	4	262-154	100	4	262-254	100
	5	262-155	100	5	262-255	100
	6	262-156	50	6	262-256	50
	7	262-157	50	7	262-257	50
	8	262-158	50	8	262-258	50
	9	262-159	50	9	262-259	50
	10	262-160	25	10	262-260	25
	11	262-161	25	11	262-261	25
	12 ②	262-162	25	12 ②	262-262	25

## Dimensions for modular terminal blocks and terminal strips (in mm)

Modular terminal blocks and terminal strips with fixing flange

L = No. of poles x pole width  
L<sub>1</sub> = L + 8.1 mm  
L<sub>2</sub> = L + 14.5 mm

Additional item-Nos. for colored terminal strips  
blue .../000-006 ①



Modular terminal blocks and terminal strips with snap-in mounting feet

③ End terminal block; see page 1.24.

L = (No. of poles x pole width) + 4.4 mm

