

Nominal frequency (f0)

20 MHz

Frequency stabilities

Parameter	Frequency stability	Operating temp. range
Over all (df/f0)	-4.6 to 4.6 ppm	
vs. operating temp. range (df/f@25 °C)	-10 to 10 ppb	-20 ... 70 °C
Additional information Drift 24 Hr and $\pm 2.8^{\circ}\text{C}$ temp. change < ± 1 ppb over all include: Temp Stab, supply, load stab, inital, 20 years aging S3E compliant according GR1244		
Parameter	Value	Condition
initial tolerance (df/f0)	-500 to 500 ppb	@25 °C
vs. supply voltage change (df/f)	-10 to 10 ppb	static; 3.3 V ± 5 %
vs. load change (df/f)	-5 to 5 ppb	static; Load ± 5 %
vs. aging / daily (df/f)	< ± 1 ppb	after 30 days ; @ 25 °C
vs. aging / month (df/f)	< ± 25 ppb	after 30 days ; @ 25 °C
vs. aging / year (df/f)	< ± 100 ppb	after 30 days ; @ 25 °C
vs. aging / 10 years (df/f)	< ± 2.5 ppm	after 30 days ; @ 25 °C

RF output

Parameter	Value	Condition
Signal	LVC MOS	
Load	15 pF ± 10 %	
Fan out	3	
Rise Time	< 10 ns	@ 10 to 90 %Vout
Fall Time	< 10 ns	@ 90 to 10 %Vout
Duty cycle	45 / 55 %	@ 1.65 V
V Low	x < 0.4 V	
V High	x > 2.4 V	

Supply voltage

Parameter	Value	Condition
Supply voltage (Vs)	3.3 V ± 5 %	
Current consumption steady state	< 400 mA	@ Vsnom & 25 °C
Current consumption during warm up	< 950 mA	@ Vs

Additional Parameters

Parameter	Typ.	Max.	Condition
Phase Noise	-85	-60	dBc/Hz@1Hz
	-110	-90	dBc/Hz@10Hz
	-130	-115	dBc/Hz@100Hz
	-143	-130	dBc/Hz@1kHz
	-150	-145	dBc/Hz@10kHz
MTIE	0.2 ns		1 sec
	1.2 ns		10 sec
	7.0 ns		100 sec
	20.0 ns		1000 sec
	35.0 ns		10000 sec
Parameter	Value		Condition
Jitter	< 1.000 psec (RMS)		@ 12 kHz to 20 MHz
TDEV	0.015 ns		1 s
TDEV	0.09 ns		10 s
TDEV	0.6 ns		100 s
TDEV	2.5 ns		1000 s
Warm-up time	< 5 min		@ 25 °C to final frequency
Additional information TDEV: Typ. Wander perform. when locked through a 1mHz system loop bandwidth Holdover 10ppb peak-peak: incl. of 24 h aging and a 40°C temperature change			
Processing & Packing	handling&processing note		

Additional environmental conditions

Sealing test A staubdicht (dust-dense)

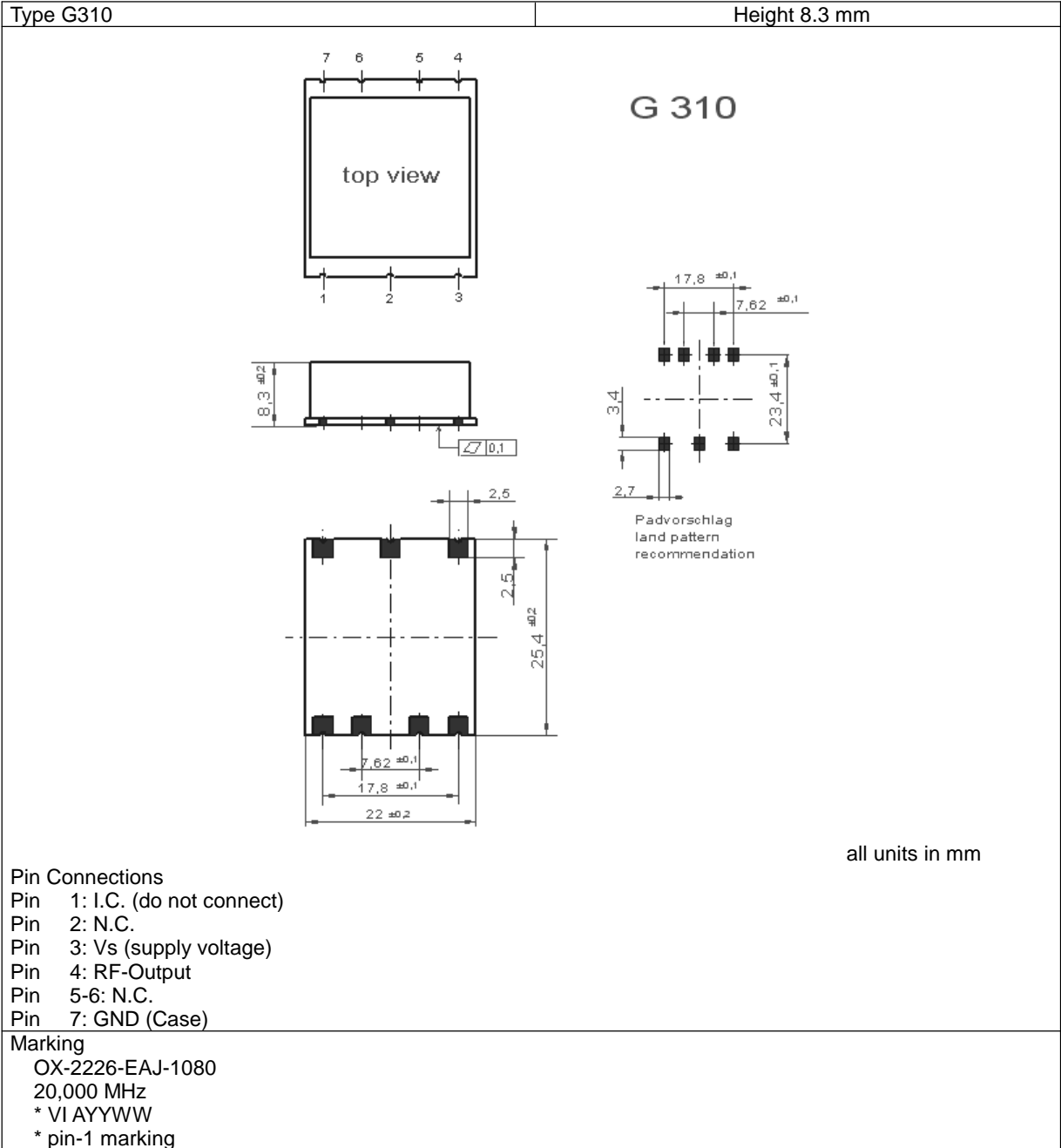
Additional environmental conditions

Solderability DIN IEC 68-2-20, (Ta) 100% RoHS 6 compliant
Solvent resistance DIN IEC 68-2-45 (xA) non-washable device

Absolute Maximum Ratings

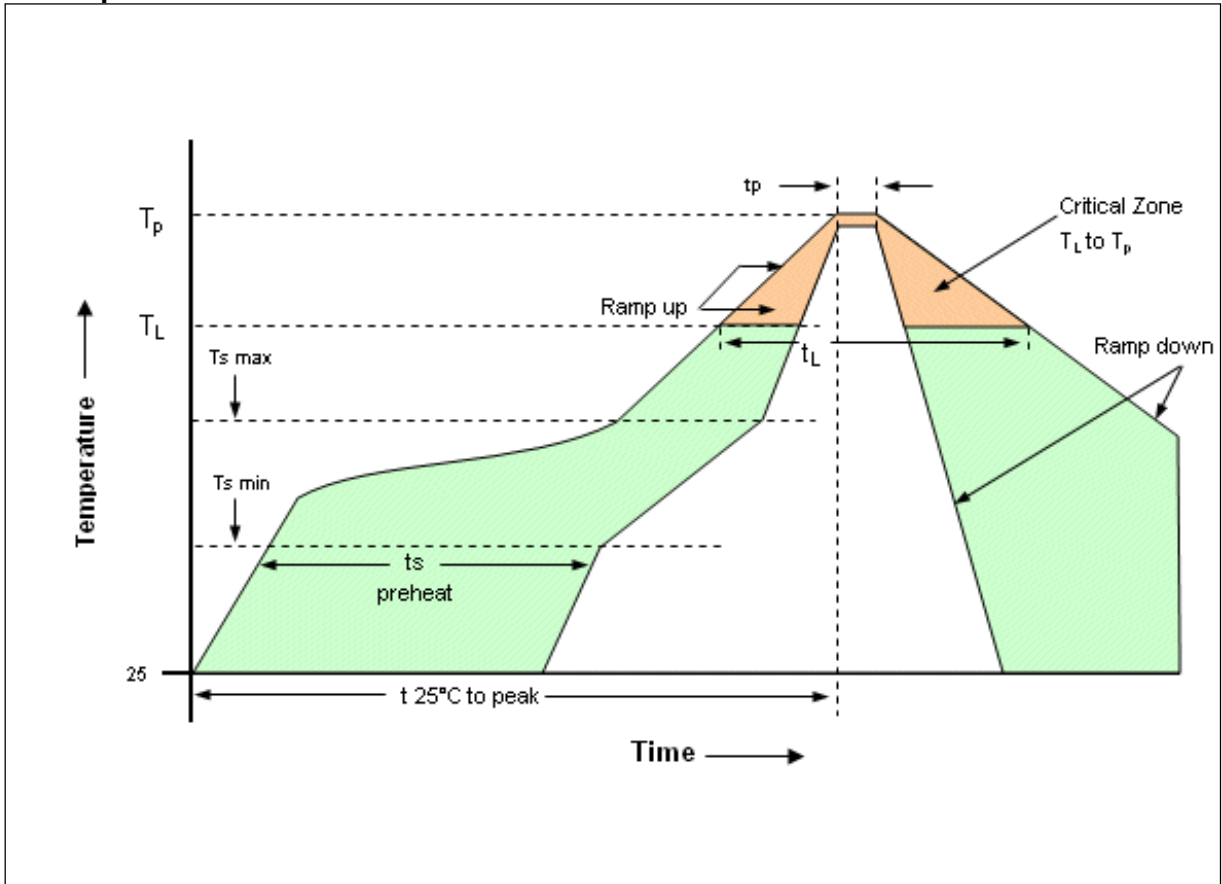
Parameter	Min	Typ	Max	Units	Condition
Operable temperature range	-20		70	°C	
Storage temperature range	-40		85	°C	

Enclosure



all units in mm

Reflow profile



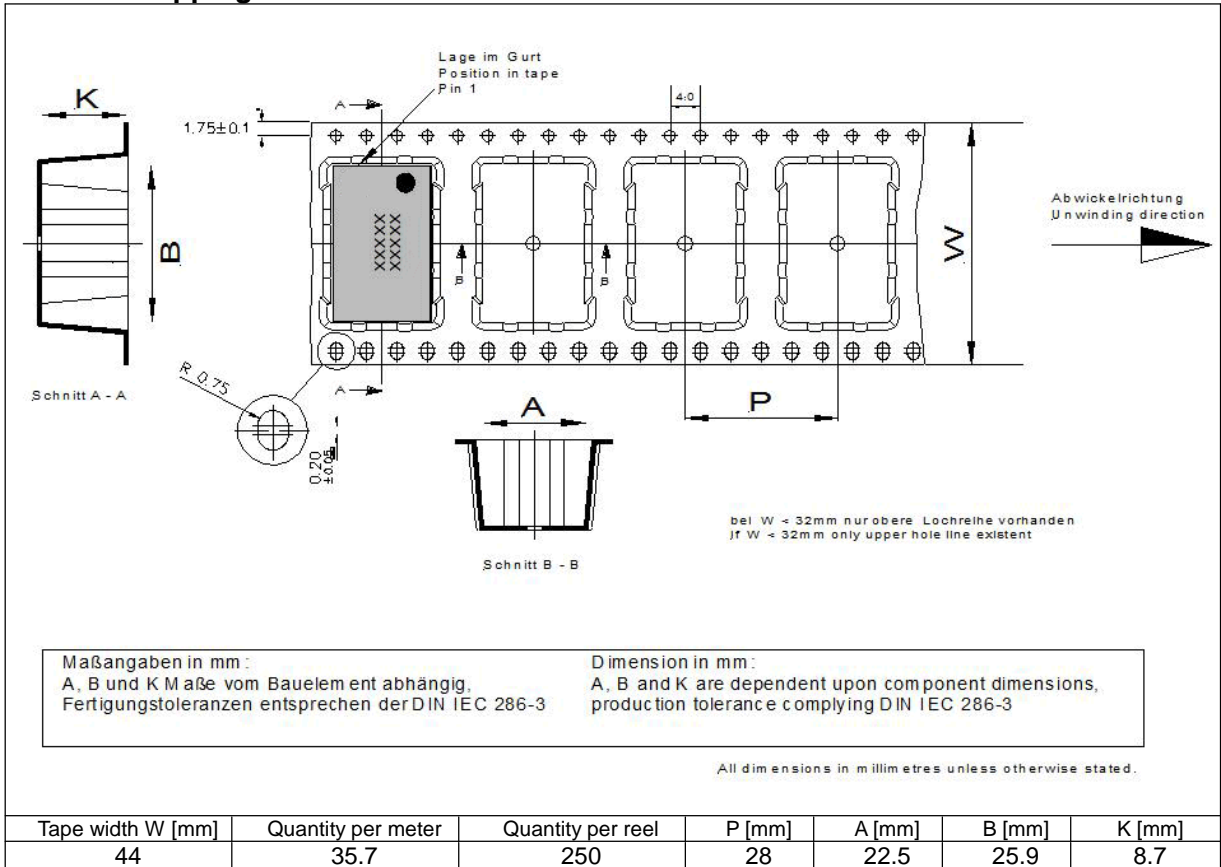
Profile Feature	Pb-Free Assembly/Sn-Pb Assembly
Average ramp-up rate (TL to Tp)	3°C/second max.
Preheat -Temperature Min (Tsmín)	150°C
-Temperature Min (Tsmáx)	200°C
-Time (min to max) (ts)	60-180 seconds
Tsmáx to TL - Ramp-up Rate	3°C/second max.
Time maintained above - Temperature (TL)	217°C
- Time (tL)	60-150 seconds
Peak Temperature (Tp)	max 260°C
Time within 5°C of actual Peak Temperature (tp)	20-40 seconds
Ramp-down Rate	6°C/second max.
Time 25°C to Peak Temperature	8 minutes max.

Note: All temperatures refer to topside of the package, measured on the package body surface.

Additional Information

This SMD oscillator has been designed for pick and place reflow soldering. SMD oscillators must be on the top side of the PCB during the reflow process.

Standard shipping method



Notes:
Unless otherwise stated all values are valid after warm-up time and refer to typical conditions for supply voltage, frequency control voltage, load, temperature (25°C) .
Subject to technical modification.

For Additional Information, Please Contact

<p>USA: Vectron International 267 Lowell Road Hudson, NH 03051 Tel: 1.888.328.7661 Fax: 1.888.329.8328</p>	<p>Europe: Vectron International Landstrasse, D-74924 Neckarbischofsheim, Germany Tel: +49 (0) 7268.801.100 Fax: +49 (0) 7268.801.282</p>	<p>Asia: Vectron International 1589 Century Avenue, the 19th Floor Chamtime International Financial Center Shanghai, China Tel: 86.21.6081.2888 Fax: 86.21.6163.3598</p>
---	--	---

Disclaimer
Vectron International reserves the right to make changes to the product(s) or information contained herein without notice. No liability is assumed as a result of their use or application.
No rights under any patent accompany the sale of any such product(s) or information.