


HiTRON

UNIVERSAL INPUT AC-DC INTERNAL OPEN FRAME SWITCHING POWER SUPPLIES 19-25 WATTS SINGLE, DUAL & TRIPLE OUTPUT HVI19 SERIES



FEATURES:

- ACCOMMODATE UNIVERSAL AC INPUT
- COMPACT OPEN FRAME FORMAT
- MEET UNIVERSAL SAFETY STANDARDS
- EMI MEET CISPR PUB. 22 & FCC CLASS B
- CE MARKING COMPLIANCE

SPECIFICATION

INPUT SPECIFICATION

Input Voltage: Range typical 90-264Vac.
Rating 100 to 240Vac.
Input Connector: Molex 5273(vertical) or equivalent.
Input Frequency: 47-63Hz.
Inrush Current: Typical 20A at 230Vac.
Input Current: Typical 0.70A at 115Vac, 0.3A at 230Vac.
Dielectric Withstand: Meet IEC 60950-1.
EMI: Meet CISPR PUB. 22 & FCC Class B.
Hold-up Time: Typical 40mS at 115Vac,
Typical 150mS at 230Vac.
Leakage Current: Less than 0.3mA at 230Vac.

OUTPUT SPECIFICATION

Output Voltage: See Ratings Chart.
Output Current: See Ratings Chart.
Output Connector: Molex 5273 or 41671 or equivalent.
Output Wattage: PCB 19 watts, L-Bracket 25 watts.
Line Regulation: Typ. 0.1%.
Load Regulation: Main VO1 typ. $\pm 1-2\%$
Aux. VO2 typ. $\pm 3-5\%$ (stacked on).
Aux. VO3 typ. $\pm 2-3\%$ (P.R.).
Noise & Ripple: Typ. 1.0% peak to peak.
OVP: Built-in at Main VO1.
Adjustability: Available at Main VO1.
Overload Protection (OLP):
Fully protected against output overload and short circuit.
OLP set at about 125-150% rating output wattage.
Consult the factory for OLP setting.

GENERAL SPECIFICATION

Efficiency: Typical 70%. (various with output voltage)
Switching Frequency: 40KHz.
Circuit Topology: Free-running Flyback circuit.
Transient Response: Output voltage returns in less than
3ms following a 25% load change.
Power Density: 1.15-1.67 Watts /Cubic Inch.
Operating Temperature: 0 to +50 °C.
Storage Temperature: -20 to +85 °C.
Temperature Coefficient: Typical 0.04% / °C.
Cooling: Free air convection cooling.
Safety Standard: Meet UL 60950-1/EN 60950-1 Class I.
Construction: PCB or L-Bracket format.

NOTE: (1)All measurement are at nominal input, full load and +25°C unless otherwise specifications.

(2)Due to requests in market and advances in technology, specifications subject to change without notification.



For the details of safety approval, please consult the factory.

OUTPUT VOLTAGE / CURRENT RATINGS CHART

SINGLE OUTPUT

MODEL NO.	MAIN VO1 @★		
	Typ.	Volt.	Max.
HVI19-10	4.0A	5V	5.0A
HVI19-10(L-B)	4.6A	5V	5.0A
HVI19-11	1.5A	12V	1.5A
HVI19-11(L-B)	2.0A	12V	2.5A
HVI19-12	1.2A	15V	1.3A
HVI19-12(L-B)	1.6A	15V	1.7A
HVI19-13	0.8A	24V	1.0A
HVI19-13(L-B)	1.0A	24V	1.2A

DUAL OUTPUT

MODEL NO.	MAIN VO1 @★			AUX. +VO2 † or -VO3 •		
	Typ.	Volt.	Max.	Typ.	Volt.	Max.
HVI19-20	3.0A	+5V	4.0A	0.20A	-5V	1.0A
HVI19-20(L-B)	4.0A	+5V	5.0A	0.50A	-5V	1.0A
HVI19-21	2.6A	+5V	3.0A	0.50A	±12V	1.0A
HVI19-21(L-B)	4.0A	+5V	5.0A	0.50A	±12V	1.0A
HVI19-22	2.6A	+5V	3.0A	0.40A	±15V	0.8A
HVI19-22(L-B)	4.0A	+5V	5.0A	0.40A	±15V	0.8A
HVI19-23	2.6A	+5V	3.0A	0.25A	+24V	0.5A
HVI19-23(L-B)	4.0A	+5V	5.0A	0.25A	+24V	0.5A

TRIPLE OUTPUT

MODEL NO.	MAIN VO1 @★			AUX. VO2 †			AUX. VO3 •		
	Typ.	Volt.	Max.	Typ.	Volt.	Max.	Typ.	Volt.	Max.
HVI19-30	2.2A	+5V	3.0A	0.5A	+12V	1.0A	0.2A	-12V	0.5A
HVI19-30(L-B)	3.0A	+5V	4.0A	0.5A	+12V	1.0A	0.4A	-12V	0.8A
HVI19-31	2.0A	+5V	3.0A	0.5A	+12V	1.0A	0.2A	-5V	0.5A
HVI19-31(L-B)	3.0A	+5V	4.0A	0.7A	+12V	1.5A	0.3A	-5V	0.6A
HVI19-32	2.0A	+5V	3.0A	0.3A	+24V	0.5A	0.2A	-12V	0.5A
HVI19-32(L-B)	3.0A	+5V	4.0A	0.3A	+24V	0.5A	0.3A	-12V	0.6A
HVI19-33	2.0A	+5V	3.0A	0.3A	+15V	0.6A	0.2A	-15V	0.5A
HVI19-33(L-B)	3.0A	+5V	4.0A	0.4A	+15V	0.8A	0.3A	-15V	0.6A

Symbol: "★" OVP built-in. "@" Adjustable. "†" Stacked on main O/P. "•" Installed with Post Regulator (P.R.).

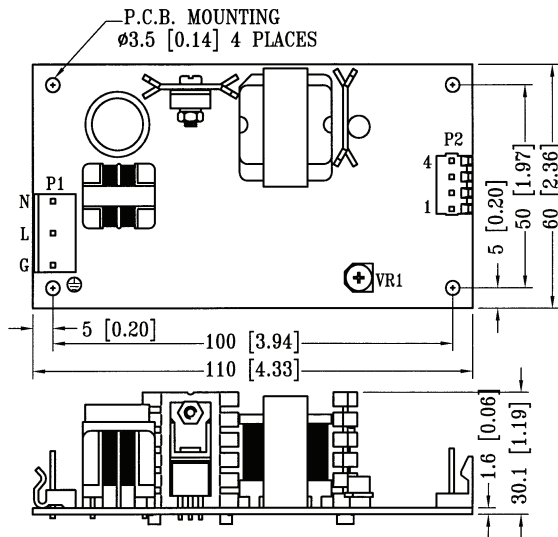
Remark: (1) At least 20% of typical main output current is required to maintain stated regulation.

(2) Max. current can't be drawn from all output at the same time.

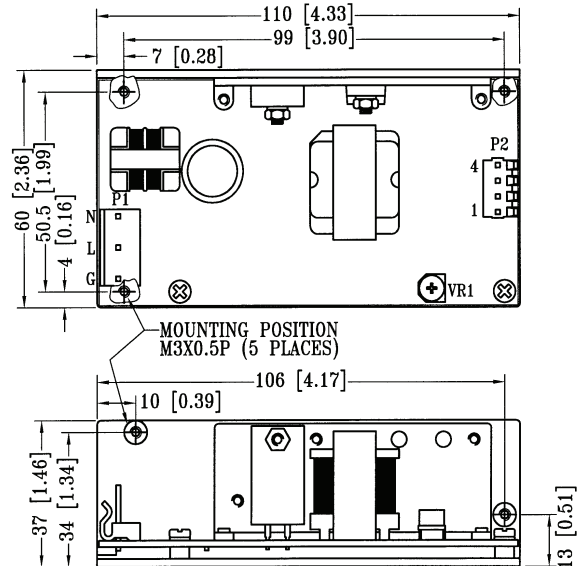
MECHANICAL DIMENSIONS: MM [INCHES]

WEIGHT: PCB 148.0g(5.2 Oz.)

L-B 223.0g(7.9 Oz.)



PCB FORMAT



L-B FORMAT

INPUT & OUTPUT CONNECTORS PIN ASSIGNMENT

ASSIGNMENT	AC INPUT			SINGLE		SINGLE/DUAL/TRIPLE OUTPUT			
	AC-L	AC-N	AC-G	VO1	DC COM	VO1	VO2	VO3	DC COM
CONNECTOR or PIN#	P1-L	P1-N	P1-G	P2-3,4	P2-1,2	P2-2	P2-3	P2-4	P2-1

Mating connector: P1 Molex 5195 or 5239 series. P2 Molex 5195, 5239 or 3069 series.