

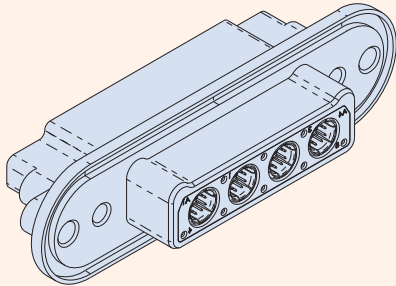
SERIES 792

High-Speed Ultraminiature Rectangular Connectors



792-003S Panel Mount Plug Connectors

Snap-in, Rear Release Contacts



Size 8 quadrax or Ochito contacts. Blind mate. Panel mount with O-ring. Series 792 connectors are intended for 10Gb Ethernet, USB 3.0 and other multi-gigabit protocols. 792-003S panel mount connectors feature machined aluminum shells with polarizing lobes. Scoop-proof interface for problem-free service. Snap-in size 8 contacts are purchased separately. "Combo" arrangements are supplied with unassembled size 23 crimp contacts. Military-grade performance and construction.

Technical Data

Specifications

- Operating temperature: -65° to +150°C
- Current rating, size 23 contact: 5A
- Voltage rating (DWV): 750 Vac, size 23 1800 Vac size 8 body to connector shell
- Wire size, #23 contact: AWG 22-28
- Shock: EIA-364-27 condition D
- Vibration: EIA-364-28 condition V, letter E
- Insulation Resistance: 5000 MΩ min.
- Shell-to-shell resistance with EMI spring: 2.5 mΩ max.
- Altitude immersion: 75,000 feet

Construction

- Shell: aluminum alloy
- Metal insert: aluminum, nickel plated
- Insulators: high-grade rigid dielectric
- O-ring: code F fluorosilicone, code C silver plated aluminum-filled fluorosilicone, code S gold plated copper alloy
- Contacts: copper alloy, 50 microinches gold over nickel plating
- Wire grommet: fluorosilicone blend
- Contact retention clip, insert retention clip: copper alloy
- Hardware: 300 series SST, passivated

How To Order

	Sample P/N → 792-003S	D-12W4	M	P	F
Product	792-003S = Panel Plug, Socket Contacts				
Insert Arrangement	See Table 2				
Shell Finish	M = Electroless Nickel MT = Nickel-PTFE ZR = Black Zinc-Nickel				
Mating Hardware (Table 1)	N = No hardware P = Jackpost G = Male guide pins				
O-ring Option	N = No O-ring F = Fluorosilicone O-ring (non-conductive) C = Conductive fluorosilicone O-ring S = Metal EMI panel spring (non-environmental)				

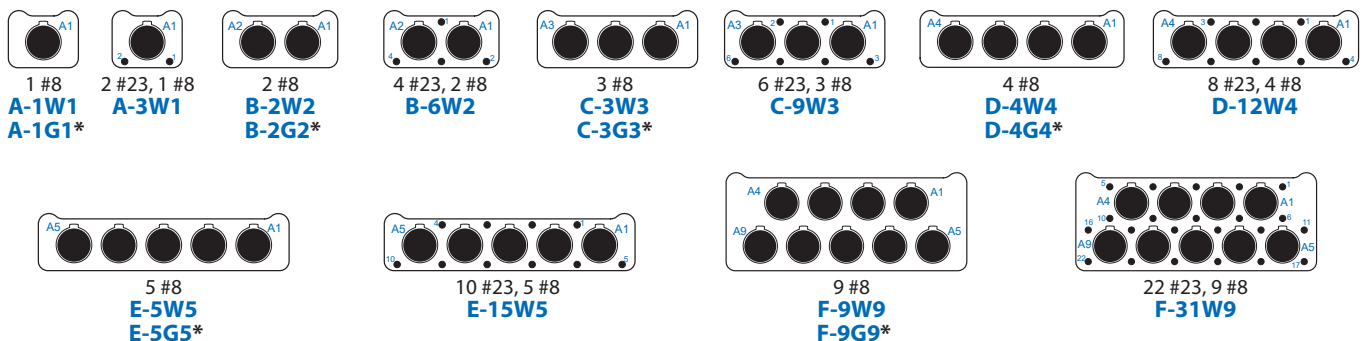
Table 1 Mating Hardware

 N No Hardware Blind tapped holes	 P Jackposts Non-removable 8-32 UNC-2B thread	 G Guide Pins Non-removable
--	---	--

Table 2 Insert Arrangements

Cavity identification numbers shown are for mating face of plug connectors with socket contacts.

* Insert arrangements with "G" designator are grounded type with metal insert. Insert arrangements with "W" designator have thermoplastic dielectric.



SERIES 792

High-Speed Ultraminiature Rectangular Connectors



792-003S Panel Plug Connectors

Snap-in, Rear Release Contacts

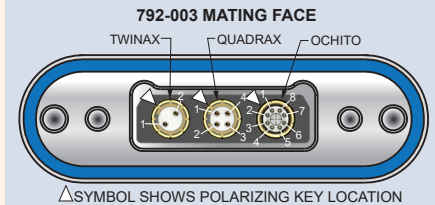
Insertion/Removal Tools

Insertion/Removal Tool for Size 23 Contact	Removal Tool for Size 8 Contacts
809-088 	859-049 (M81969/14-12)

Size 23 Socket Contacts

Contact Part No.	Crimper	Positioner
850-164 	809-015 (M22520/2-01) 	809-005

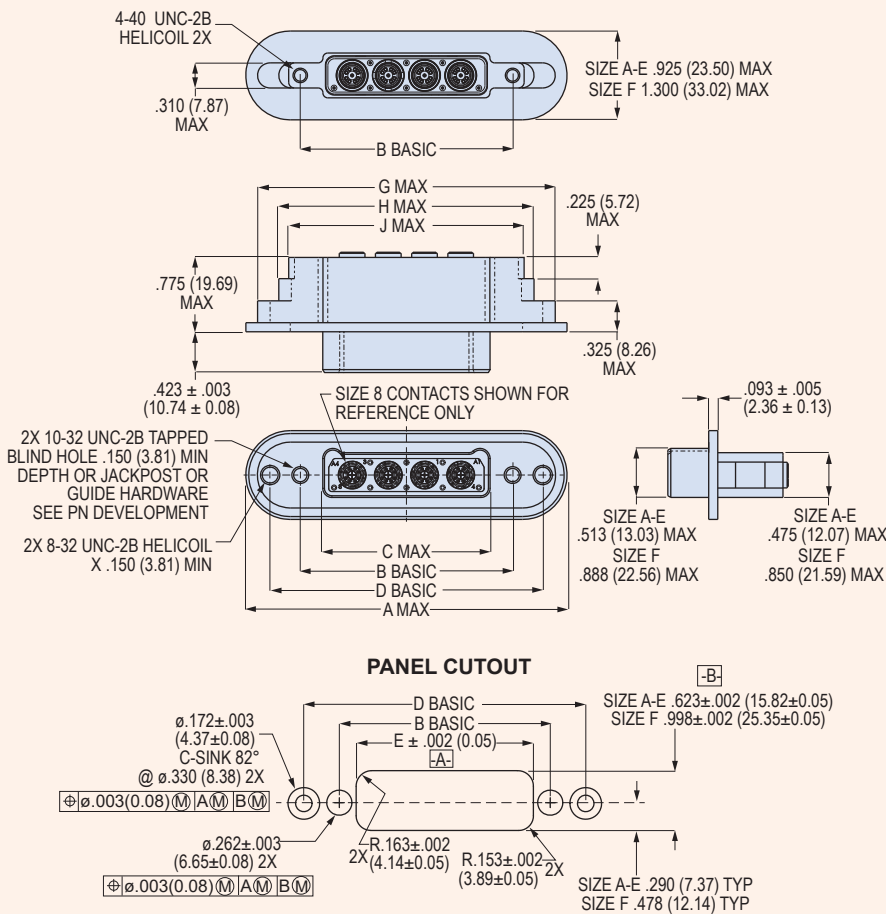
Polarizing Key Location and Contact Identification



Series 792 connectors have a polarizing keyway in size 8 contact cavities. This keyway orients and aligns twinax, quadrax and El Ochito® contacts. The connector keyway is rotated 45° from top dead center. This illustration shows the location of the polarizing key and the contact numbers when looking at the mating face of the plug (socket) connector.

Size 8 Datalink Socket Contacts (not supplied with Connector)

 Differential Twinax 853-075	 Quadrax 854-048
 El Ochito Type I 10Gb Ethernet (White) 858-046 USB 3.0 (Blue) 858-048 HDMI, DisplayPort, SATA (Red) 858-050	
 El Ochito Type II 10Gb Ethernet (White) 858-042	



792-003S Dimensions

Shell Size	A Max		B Basic		C Max		D Basic		E ± .002 (0.06)		G Max		H Max		J Max	
	In.	mm.	In.	mm.	In.	mm.	In.	mm.	In.	mm.	In.	mm.	In.	mm.	In.	mm.
A	2.220	56.39	1.075	27.31	.615	15.62	1.699	43.15	.725	18.42	1.965	49.91	1.525	38.74	1.320	33.53
B	2.595	65.91	1.450	36.83	.990	25.15	2.074	52.68	1.100	27.94	2.340	59.44	1.900	48.26	1.695	43.05
C	2.970	75.44	1.825	46.36	1.365	34.67	2.449	62.20	1.475	37.47	2.715	69.96	2.275	57.79	2.070	52.58
D	3.345	84.96	2.200	55.88	1.740	44.20	2.824	71.73	1.850	46.99	3.090	74.49	2.650	67.31	2.445	62.10
E	3.720	94.49	2.575	65.41	2.115	53.72	3.199	81.25	2.225	56.52	3.465	88.01	3.025	76.84	2.820	71.63
F	3.720	94.49	2.575	65.41	2.115	53.72	3.199	81.25	2.225	56.52	3.465	88.01	3.025	76.84	2.820	71.63