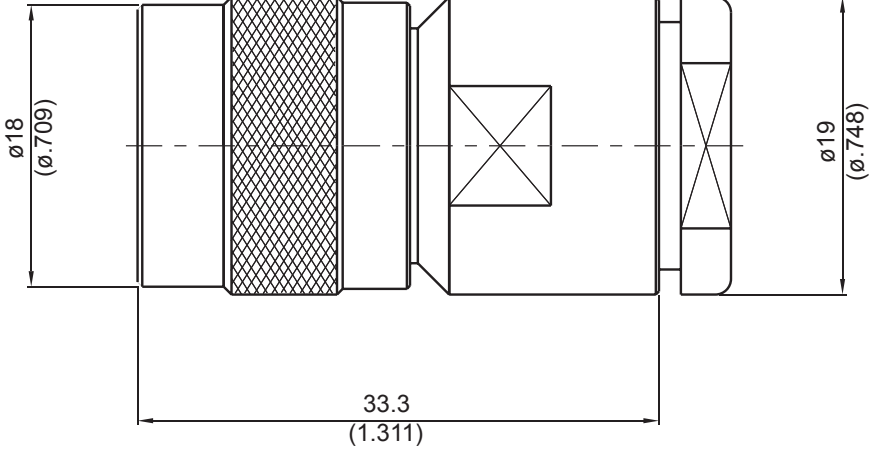


C3200B-0213	C Plug Clamp	50Ω
		
Parts	Material	Plating(Micro-inch)
Nut	Brass	Tin-Zinc-Copper-Alloy 100 Over Copper 50
Gasket	Silicone	
Braid Clamp	Brass	Tin-Zinc-Copper-Alloy 100 Over Copper 50
Center Pin	Brass	Gold 5 Over Nickel 50 Over Copper 50
Spring	SK5	Tin-Zinc-Copper-Alloy 100 Over Copper 50
Washer	Brass	Tin-Zinc-Copper-Alloy 100 Over Copper 50
Insulator	Teflon	
Contact Body	Brass	Tin-Zinc-Copper-Alloy 100 Over Copper 50
Body	Brass	Tin-Zinc-Copper-Alloy 100 Over Copper 50
Coupling Nut	Brass	Tin-Zinc-Copper-Alloy 100 Over Copper 50
Weight: 44.51 g Suitable Cables: RG213,RG8		

This part number complies with RoHS.

Notice: JYEBAO reserves the right to make modifications deemed appropriate.

CABLE ASSEMBLY INSTRUCTION

C3200B-0213

JYE BAO CO., LTD.

A

B

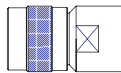
C

D

E

F

G



BODY

CONTACT PIN

WASHER

BRAID CLAMP

GASKET

WASHER

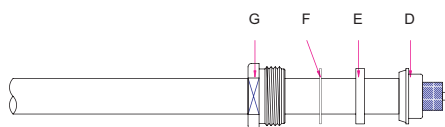
NUT

DIAGRAM

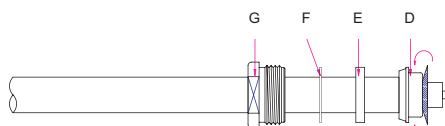
ASSEMBLY INSTRUCTION



Step 1: STRIP AS SHOWN .



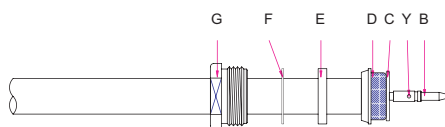
Step 2: SLIDE BRAID CLAMP " D " , GASKET " E " , WASHER " F " AND NUT " G " OVER CABLE .



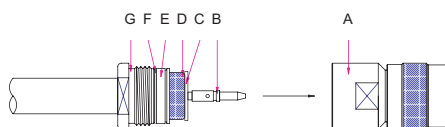
Step 3: WRAP THE BRAIDING OVER " D " .



Step 4: STRIP AS SHOWN .



Step 5: SLIDE PREPARED CABLE INTO WASHER " C " .
Step 6: PUT CONTACT PIN " B " ON CENTER CONDUCTOR AND SOLDER IN " Y " .



Step 7: FINALLY SCREW " G " ON THE CONNECTOR BODY " A " .

This part number complies with RoHS.

Notice: JYEBAO reserves the right to make modifications deemed appropriate.