

SMD Power Inductor CDRH125/LD



Description

- Ferrite drum core construction.
- Magnetically shielded.
- L × W × H: 12.3 × 12.3 × 6.0 mm Max.
- Product weight: 2.9g(Ref.)
- Moisture Sensitivity Level: 1
- RoHS compliance.

Environmental Data

- Operating temperature range: -40°C ~ +100°C (including coil's self temperature rise)
- Storage temperature range: -40°C ~ +100°C
- Solder reflow temperature: 260 °C peak.

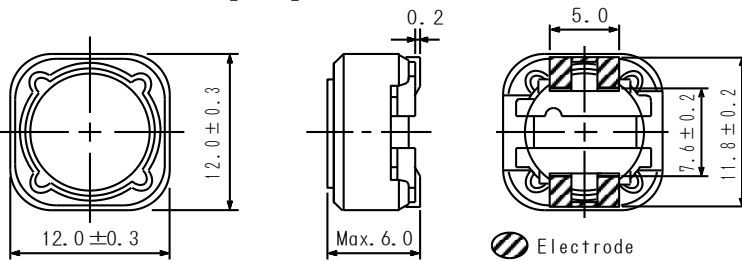
Packaging

- Carrier tape and reel packaging
- 13" diameter reel
- 500pcs per reel

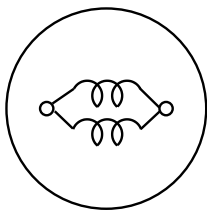
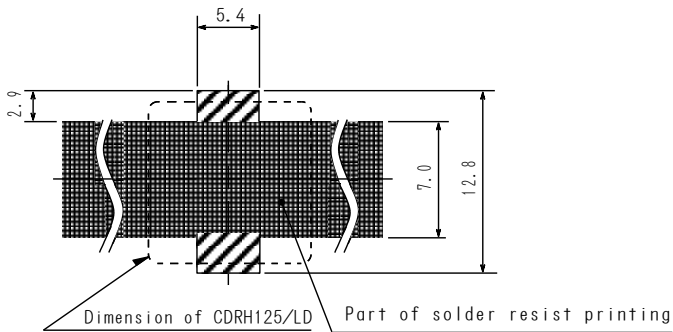
Applications

- Ideally used in Notebook PC, LCD TV, DVD, Game machine, STB, Projector etc. as converter inductors.

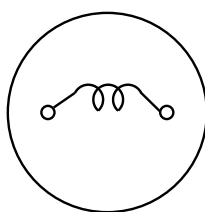
Dimension - [mm]



Land pattern and Schematics - [mm]



7.5µH ~ 56µH

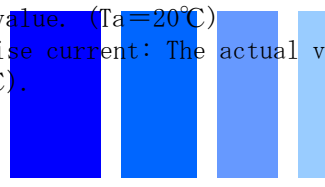


68µH ~ 1000µH

※2 Saturation current: This indicates the value of D.C. current when the inductance becomes 25% lower than its initial value. (Ta=20°C)
 ※3 Temperature rise current: The actual value of D.C. current when the temperature of coil becomes $\Delta T=40^{\circ}\text{C}$ (Ta=20°C).

SMD Power Inductor

CDRH125/LD



Electrical Characteristics

Part No	Stamp	Inductance [Within] ※1	D.C.R (Ω) [Typ.]	D.C.R (Ω) [Max.]	Saturation current (A)※2 Max.(Typ.)	Temperature rise current (A)※3
CDRH125/LDNP-7R5NC	7R5	7.5μH±30%	14.7m	19.0m	5.60(7.00)	6.40
CDRH125/LDNP-100NC	100	10μH±30%	22.5m	29.0m	4.60(6.00)	5.40
CDRH125/LDNP-120MC	120	12μH±20%	24.6m	32.0m	4.20(5.40)	5.20
CDRH125/LDNP-150MC	150	15μH±20%	27.1m	35.0m	4.00(5.00)	5.00
CDRH125/LDNP-180MC	180	18μH±20%	31.8m	41.0m	3.56(4.50)	4.60
CDRH125/LDNP-220MC	220	22μH±20%	33.9m	44.0m	3.28(4.20)	4.50
CDRH125/LDNP-270MC	270	27μH±20%	41.5m	52.0m	3.00(3.70)	4.20
CDRH125/LDNP-330MC	330	33μH±20%	50.0m	65.0m	2.60(3.25)	3.80
CDRH125/LDNP-390MC	390	39μH±20%	60.0m	75.0m	2.40 (3.00)	3.40
CDRH125/LDNP-470MC	470	47μH±20%	72.5m	95.0m	2.30(2.90)	2.70
CDRH125/LDNP-560MC	560	56μH±20%	95.4m	125m	2.00(2.50)	2.60
CDRH125/LDNP-680MC	680	68μH±20%	0.110	0.140	1.85(2.25)	2.40
CDRH125/LDNP-820MC	820	82μH±20%	0.121	0.157	1.70(2.10)	2.30
CDRH125/LDNP-101MC	101	100μH±20%	0.144	0.187	1.60(2.00)	2.15
CDRH125/LDNP-121MC	121	120μH±20%	0.175	0.228	1.37(1.70)	1.90
CDRH125/LDNP-151MC	151	150μH±20%	0.218	0.280	1.26(1.60)	1.75
CDRH125/LDNP-181MC	181	180μH±20%	0.259	0.335	1.14(1.45)	1.48
CDRH125/LDNP-221MC	221	220μH±20%	0.303	0.395	1.08(1.35)	1.40
CDRH125/LDNP-271MC	271	270μH±20%	0.403	0.520	0.94 (1.20)	1.25
CDRH125/LDNP-331MC	331	330μH±20%	0.547	0.710	0.85 (1.10)	1.05
CDRH125/LDNP-391MC	391	390μH±20%	0.614	0.800	0.77 (0.98)	1.00
CDRH125/LDNP-471MC	471	470μH±20%	0.711	0.920	0.72 (0.90)	0.95
CDRH125/LDNP-561MC	561	560μH±20%	0.956	1.20	0.67 (0.83)	0.85
CDRH125/LDNP-681MC	681	680μH±20%	1.08	1.35	0.57 (0.71)	1.78
CDRH125/LDNP-821MC	821	820μH±20%	1.17	1.40	0.51 (0.62)	1.72
CDRH125/LDNP-102MC	102	1000μH±20%	1.62	1.95	0.46 (0.58)	0.60

※1 Measured frequency (Inductance ≤ 10μH at 7.96MHz; Inductance > 10μH at 100kHz)

※2 Saturation current: This indicates the value of D.C. current when the inductance becomes 25% lower than its initial value. (Ta=20°C)

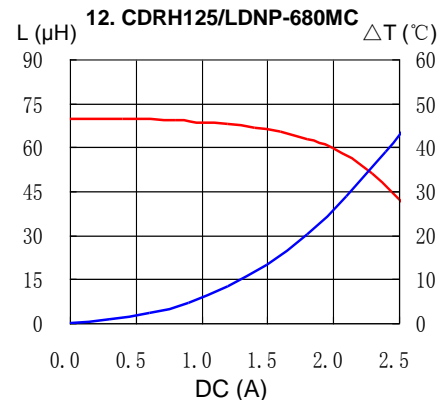
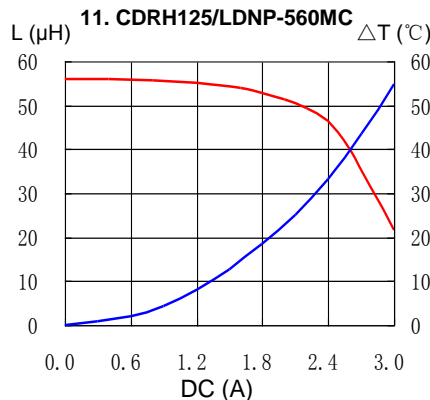
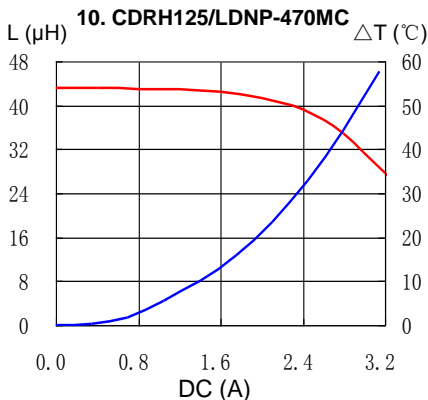
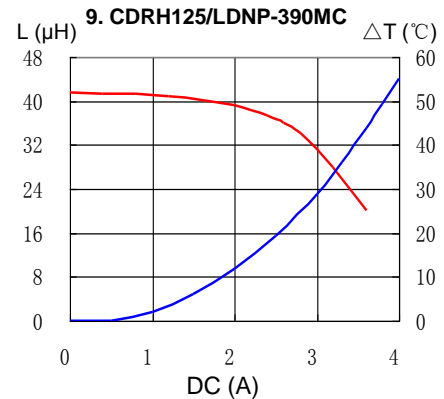
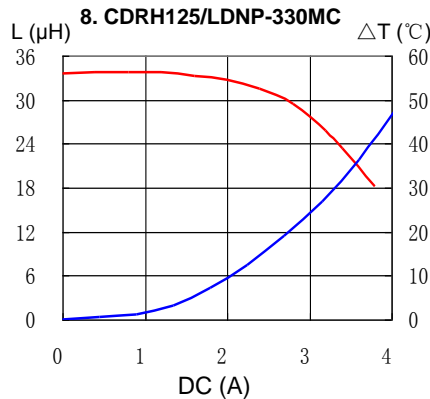
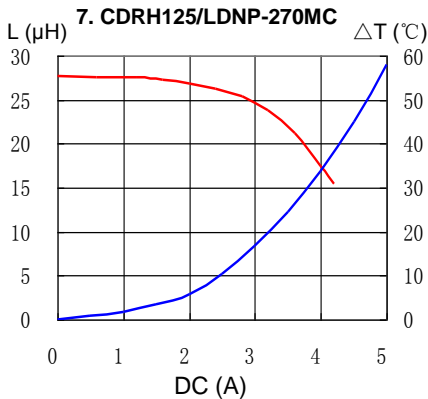
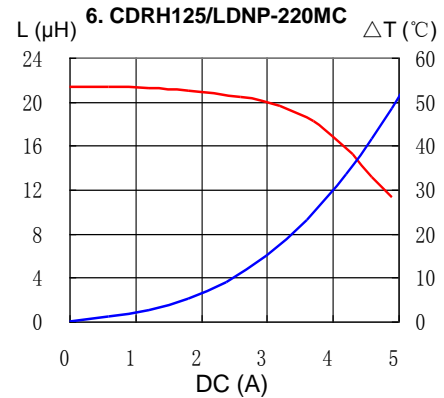
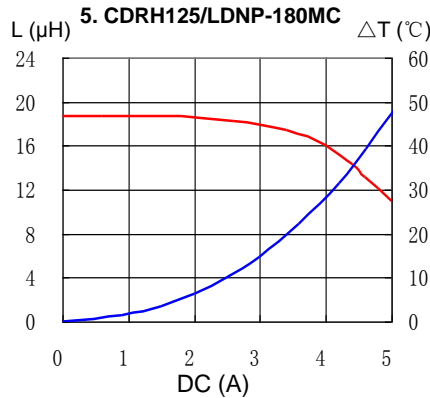
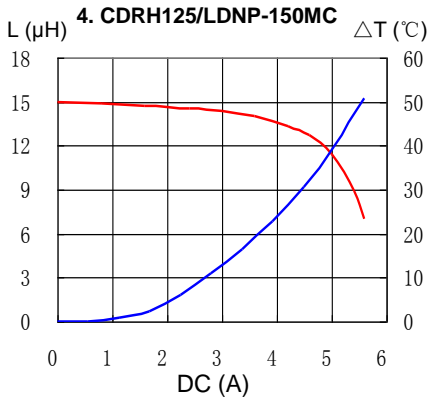
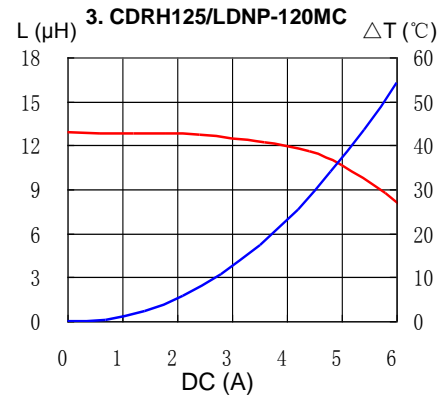
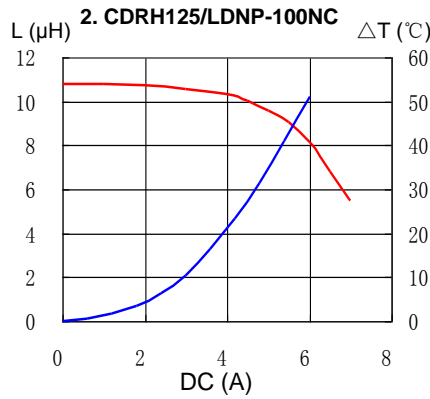
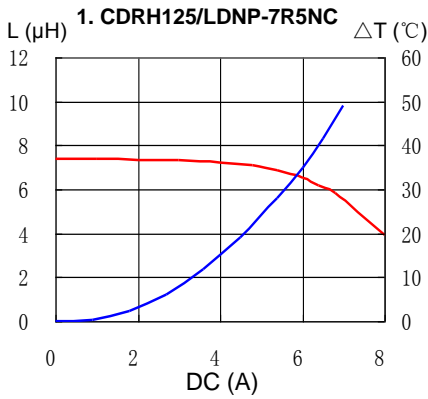
※3 Temperature rise current: The actual value of D.C. current when the temperature of coil becomes $\Delta T=40^{\circ}\text{C}$ (Ta=20°C).

SMD Power Inductor CDRH125/LD



Saturation Current & Temperature Rise Graph

— L (20°C) — ΔT

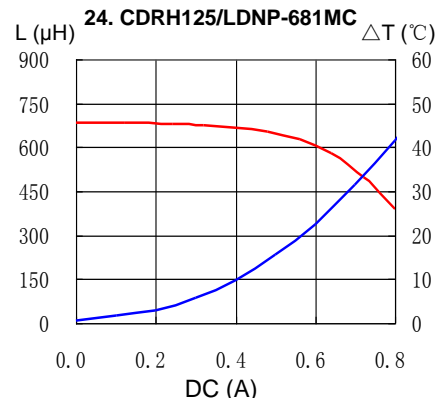
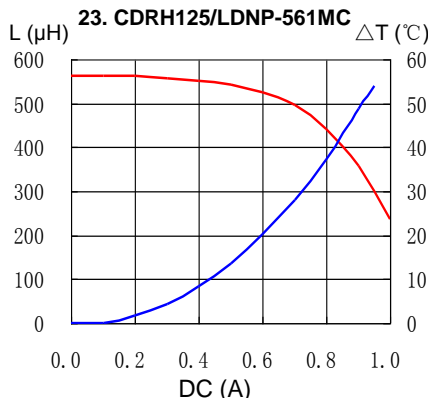
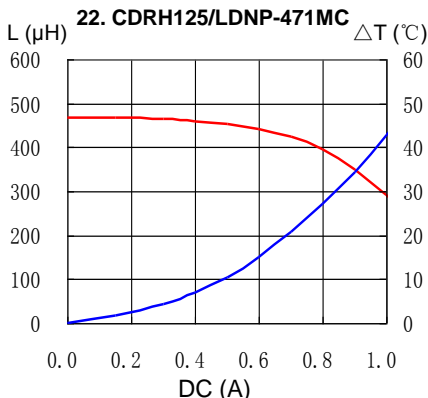
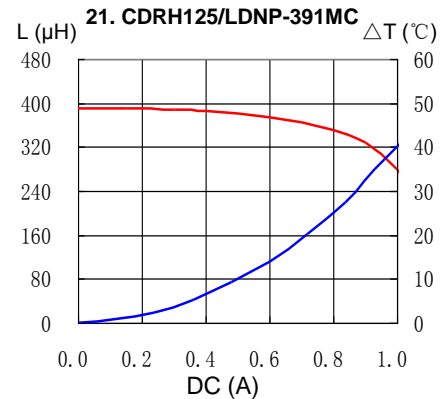
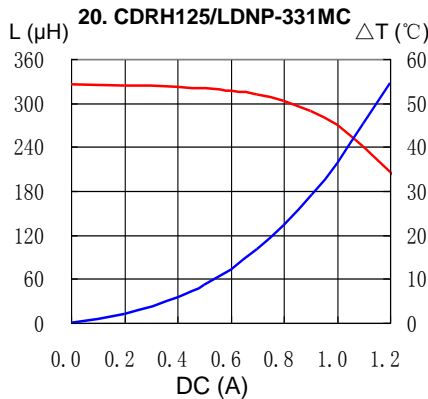
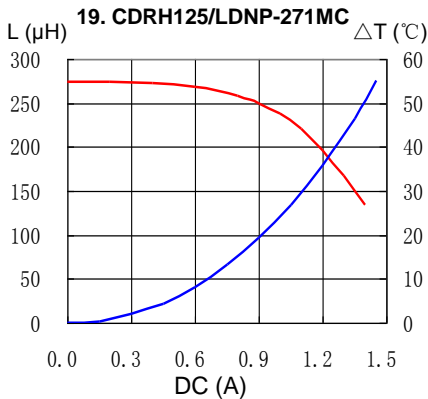
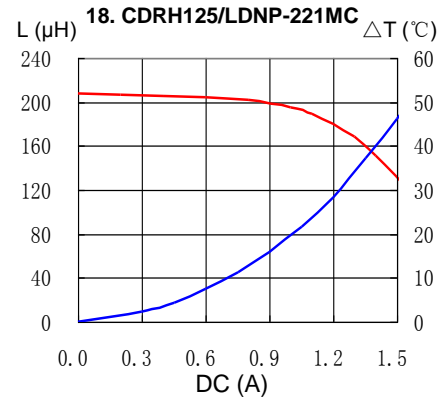
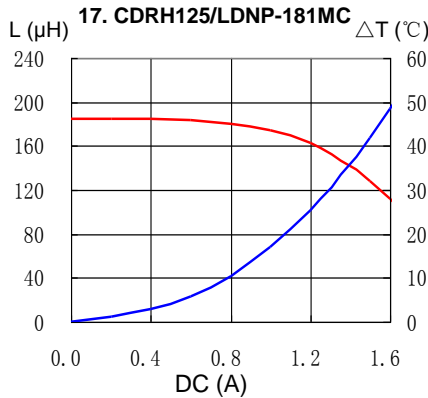
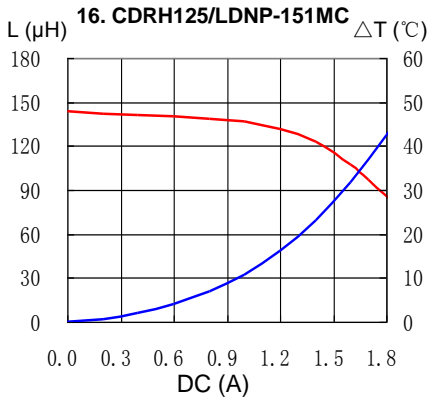
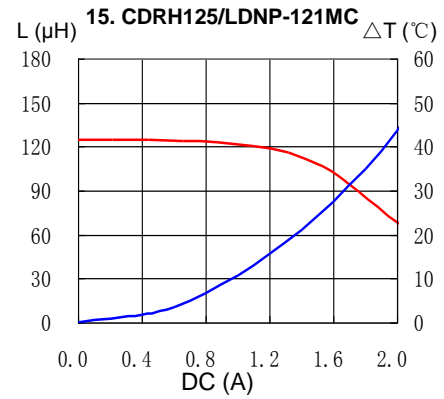
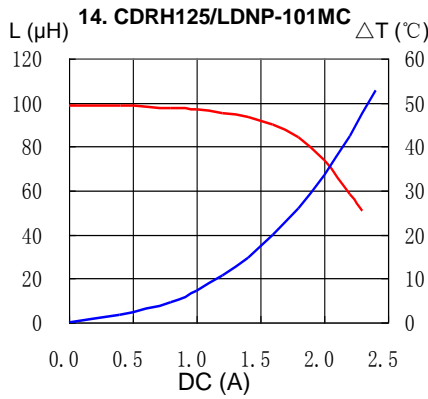
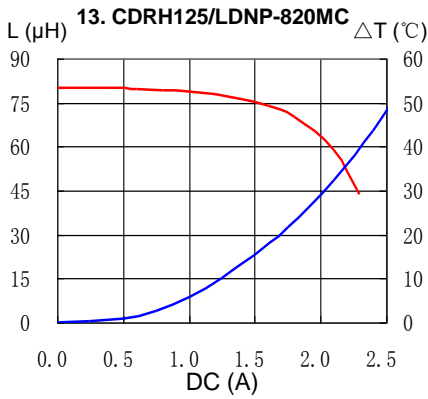


SMD Power Inductor CDRH125/LD



Saturation Current & Temperature Rise Graph

— L (20°C) — ΔT

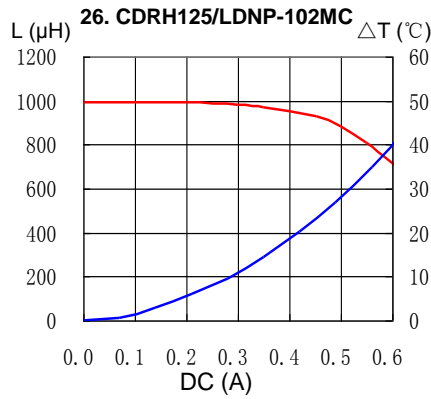
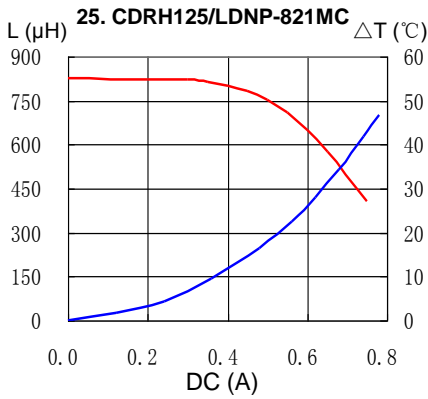


SMD Power Inductor CDRH125/LD



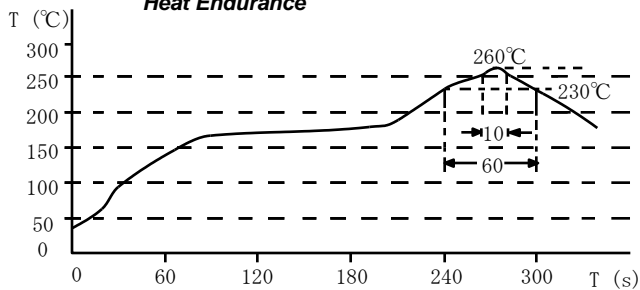
Saturation Current & Temperature Rise Graph

— L (20°C) — ΔT

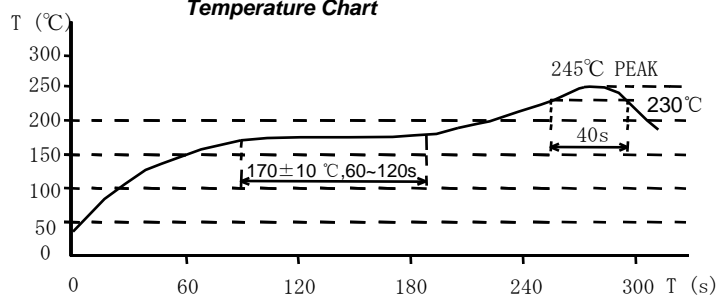


Solder Reflow Condition

Heat Endurance



Temperature Chart



Please refer to the sales offices on our website - <http://www.sumida.com>

Hong Kong

Tel. +852-2880-6781
FAX. +852-2565-9600
sales@hk.sumida.com

Saitama(Japan)

Tel. +81-48-691-7300
FAX. +81-48-691-7340
sales@jp.sumida.com

Chicago

Tel. +1-847-545-6700
FAX. +1-847-545-6720
sales@us.sumida.com

Shanghai

Tel. +86-21-5836-3299
FAX. +86-21-5836-3266
shanghai.sales@cn.sumida.com

Seoul

Tel. +82-2-6237-0777
FAX. +82-2-6237-0778
sales@kr.sumida.com

Obernzell

Tel. +49-8591-937-0
FAX. +49-8591-937-103
contact@eu.sumida.com

Shenzhen

Tel. +86-755-8291-0228
FAX. +86-755-8291-0338
shenzhen.sales@cn.sumida.com

Singapore

Tel. +65-6296-3388
FAX. +65-6841-4426
sales@sg.sumida.com

Neumarkt

Tel. +49-9181-4509-110
FAX. +49-9181-4509-310
infocomp@eu.sumida.com

Taipei

Tel. +886-2-8751-2737
FAX. +886-2-8751-2738
sales@tw.sumida.com

San Jose

Tel. +1-408-321-9660
FAX. +1-408-321-9308
sales@us.sumida.com