



# Series 0517 Pin-Line Vertisockets™

## FEATURES:


- For mounting components, jumpers, etc., at right angle to PC board.
- Available 1 to 25 positions; cuttable to any number desired.

## SPECIFICATIONS:

- Body material is black UL 94V-0 Glass-filled 4/6 Nylon.
- Pin body is Brass Alloy 360 1/2 hard per UNS C36000 ASTM-B16-00.
- Pin body plating is either 200 μ [5.08μm] 93/7 Tin/Lead per ASTM B545 or 200μ [5.08μm] min. Tin per ASTM B545 Type 1 over 100μ [2.54μm] Nickel per SAE-AMS-QQ-N-290.
- 4-fingered collet contact is Beryllium Copper Alloy per UNS C17200 ASTM-B194-01.
- Contact plating is 30μ [7.6μm] Gold per MIL-G-45204 over 50μ [1.27μm] Nickel per SAE-AMS-QQ-N-290.
- Contact current rating=3 Amps.
- Operating temperature=221°F [105°C].
- Insertion Force=180 grams/pin; Withdrawal Force=90 grams/pin; Normal Force=140 grams/pin; based on a .018 [.46] diameter test lead.
- Accepts leads .015-.025 [.38-.64] in diameter, .110-.150 [2.79-3.81] long.

## MOUNTING CONSIDERATIONS:

- Suggested PCB hole size=.035 ± .002 [.89 ± .05] dia.



Note: Aries specializes in custom design and production. In addition to the standard products shown on this page, special materials, platings, sizes, and configurations can be furnished, depending on quantities. Aries reserves the right to change product specifications without notice.

## ORDERING INFORMATION

**XX-0517-90CXX**

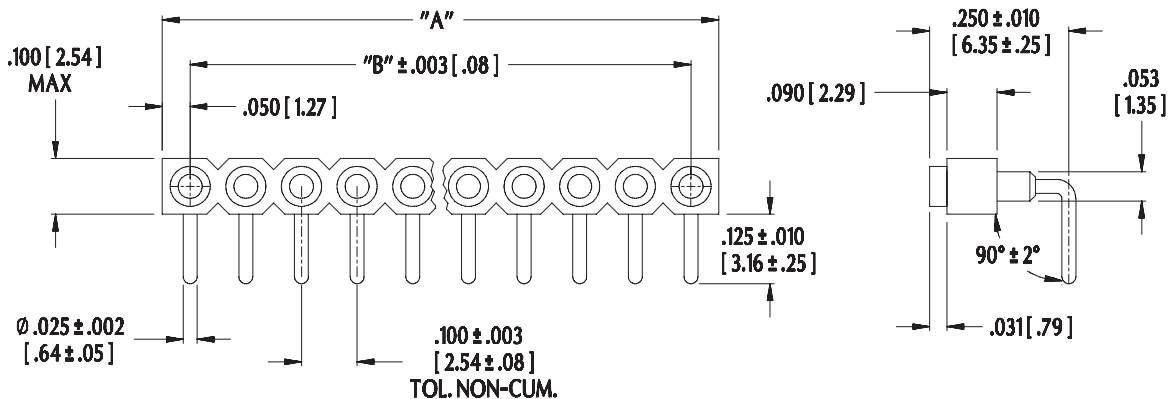
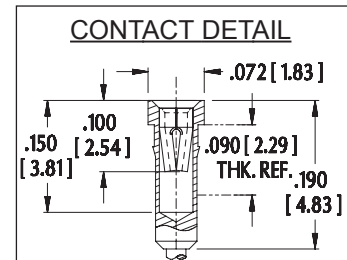


## ALL DIMENSIONS: INCHES [MILLIMETERS]

All tolerances ± .005 [.13] unless otherwise specified

"A"=NO. OF PINS X .100 [2.54]

"B"=(NO. OF PINS - 1) X .100 [2.54]



**ARIES**  
ELECTRONICS, INC.  
http://www.arieselec.com • info@arieselec.com

Bristol, PA USA  
TEL: (215) 781-9956  
FAX: (215) 781-9845



13009  
REV. F