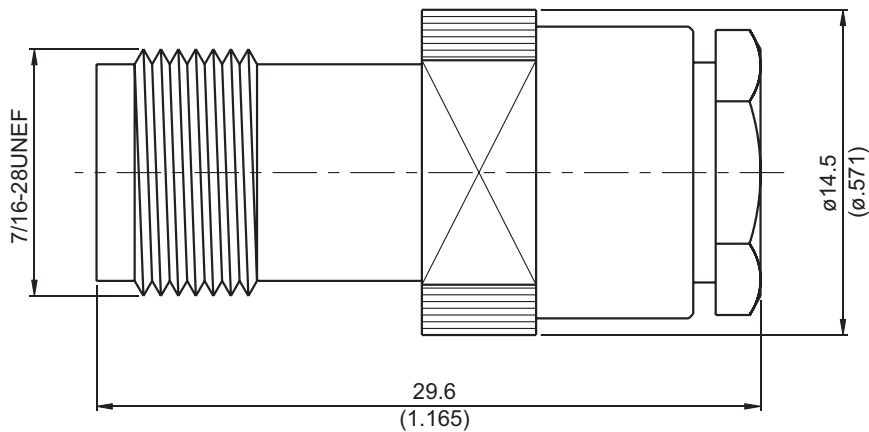


TNC8200B-0059

TNC Jack Clamp

75Ω



Parts	Material	Plating (Micro-inch)
Nut Hex	Brass	Tin-Zinc-Copper-Alloy 100 Over Copper 50
Gasket	Silicon	
Braid Clamp	Brass	Tin-Zinc-Copper-Alloy 100 Over Copper 50
Washer	Brass	Tin-Zinc-Copper-Alloy 100 Over Copper 50
Contact Pin	Phosphor Bronze	Gold 3 Over Nickel 50 Over Copper 50
Insulator	Teflon	
Body	Brass	Tin-Zinc-Copper-Alloy 100 Over Copper 50

Weight:

Suitable Cables: RG59

This part number complies with RoHS.

Notice: JYEBAO reserves the right to make modifications deemed appropriate.

## CABLE ASSEMBLY INSTRUCTION

TNC8200B-0059

JYE BAO CO., LTD.

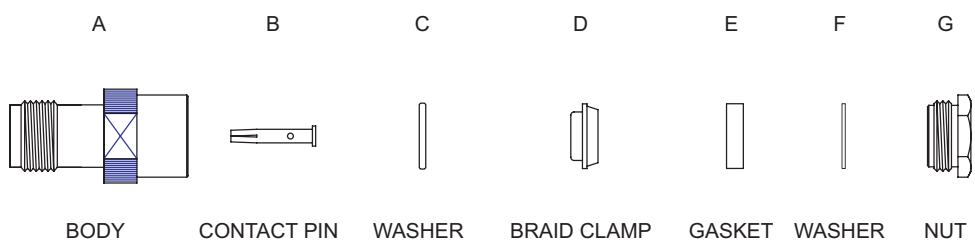

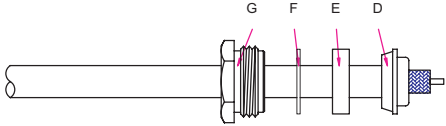
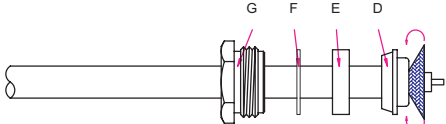
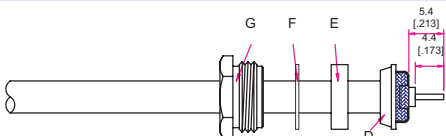
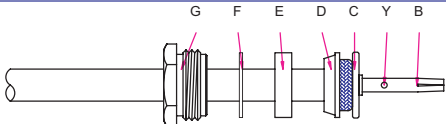
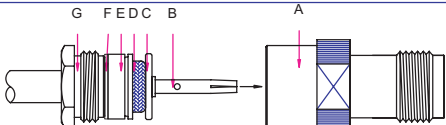


DIAGRAM	ASSEMBLY INSTRUCTION
	Step 1: STRIP AS SHOWN .
	Step 2: SLIDE BRAID CLAMP " D " ,GASKET " E " , WASHER " F " AND NUT " G" OVER CABLE .
	Step 3: WRAP THE BRAIDING OVER " D " .
	Step 4: STRIP AS SHOWN .
	Step 5: SLIDE PREPARED CABLE INTO WASHER " C " . Step 6: PUT CONTACT PIN " B " ON CENTER CONDUCTOR AND SOLDER IN " Y " .
	Step 7: FINALLY SCREW " G " ON THE CONNECTOR BODY " A " .

This part number complies with RoHS.

Notice: JYEBAO reserves the right to make modifications deemed appropriate.