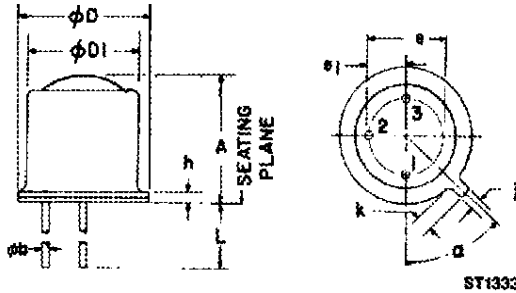




## HERMETIC SILICON PHOTOTRANSISTOR

### BPW36/BPW37

#### PACKAGE DIMENSIONS



ST1333

#### DESCRIPTION

The BPW36/37 are silicon phototransistors mounted in narrow angle TO-18 packages.

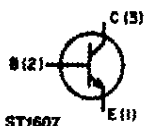
#### FEATURES

- Hermetically sealed package
- Narrow reception angle
- European "Pro Electron" registered

SYMBOL	INCHES		MILLIMETERS		NOTES
	MIN.	MAX.	MIN.	MAX.	
A	.225	.255	5.71	6.47	
$\phi b$	.016	.021	.407	.533	
$\phi D$	.209	.230	5.31	5.84	
$\phi D_1$	.178	.196	4.52	4.96	
e	.100 NOM		2.54 NOM		2
e <sub>1</sub>	.050 NOM		1.27 NOM		2
h	—	.030	—	.76	
j	.036	.046	.92	1.18	
k	.028	.048	.71	1.22	1
L	.500	—	12.7	—	
$\alpha$	45°	45°	45°	45°	3

#### PACKAGE OUTLINE

(COLLECTOR  
CONNECTED  
TO CASE)



ST1607

#### NOTES:

1. MEASURED FROM MAXIMUM DIAMETER OF DEVICE.
2. LEADS HAVING MAXIMUM DIAMETER .021" (.533mm) MEASURED IN GAUGING PLANE .054° + .001° - .000 (1.37 + .025 - .000mm) BELOW THE REFERENCE PLANE OF THE DEVICE SHALL BE WITHIN .007" (.778mm) THEIR TRUE POSITION RELATIVE TO MAXIMUM WIDTH TAB.
3. FROM CENTERLINE TAB.



## HERMETIC SILICON PHOTOTRANSISTOR

### ABSOLUTE MAXIMUM RATINGS (T<sub>a</sub> = 25°C Unless Otherwise Specified)

Storage Temperature	-65°C to +150°C
Operating Temperature	-65°C to +125°C
Soldering:	
Lead Temperature (Iron)	240°C for 5 sec. <sup>(3),(4),(5)</sup>
Lead Temperature (Flow)	260°C for 10 sec. <sup>(3),(4)</sup>
Collector-Emitter Breakdown Voltage	45 Volts
Collector-Base Breakdown Voltage	45 Volts
Emitter-Base Breakdown Voltage	5 Volts
Power Dissipation (T <sub>a</sub> = 25°C)	300 mW <sup>(1)</sup>
Power Dissipation (T <sub>c</sub> = 25°C)	600 mW <sup>(2)</sup>

### ELECTRICAL CHARACTERISTICS (T<sub>a</sub> = 25°C Unless Otherwise Specified)

(All measurements made under pulse conditions.)

PARAMETER	SYMBOL	MIN.	TYP.	MAX.	UNITS	TEST CONDITIONS
Collector-Emitter Breakdown	BV <sub>CEO</sub>	45	—	—	V	I <sub>c</sub> = 10 mA, E <sub>e</sub> = 0
Emitter-Base Breakdown	BV <sub>EB0</sub>	5.0	—	—	V	I <sub>e</sub> = 100 μA, E <sub>e</sub> = 0
Collector-Base Breakdown	BV <sub>CB0</sub>	45	—	—	V	I <sub>c</sub> = 100 μA, E <sub>e</sub> = 0
Collector-Emitter Leakage	I <sub>CEO</sub>	—	—	100	nA	V <sub>CE</sub> = 10 V, E <sub>e</sub> = 0
Reception Angle at ½ Sensitivity	θ	—	±10	—	Degrees	
On-State Collector Current BPW36	I <sub>CO(36)</sub>	6.0	—	—	mA	E <sub>e</sub> = 3.0 mW/cm <sup>2</sup> , V <sub>CE</sub> = 5 V <sup>(7)</sup>
On-State Collector Current BPW37	I <sub>CO(37)</sub>	3.0	—	—	mA	E <sub>e</sub> = 3.0 mW/cm <sup>2</sup> , V <sub>CE</sub> = 5 V <sup>(7)</sup>
Turn-On Time	t <sub>ON</sub>	—	8	—	μS	I <sub>c</sub> = 2 mA, V <sub>CE</sub> = 10 V, R <sub>L</sub> = 100Ω
Turn-Off Time	t <sub>OFF</sub>	—	7	—	μS	I <sub>c</sub> = 2 mA, V <sub>CE</sub> = 10 V, R <sub>L</sub> = 100Ω
Saturation Voltage	V <sub>CE(SAT)</sub>	—	—	0.40	V	I <sub>c</sub> = 1.0 mA, E <sub>e</sub> = 3.0 mW/cm <sup>2</sup> (7)

### NOTES

- Derate power dissipation linearly 3.00mW/°C above 25°C ambient.
- Derate power dissipation linearly 6.00mW/°C above 25°C case.
- RMA flux is recommended.
- Methanol or Isopropyl alcohols are recommended as cleaning agents.
- Soldering iron tip 1/16" (1.6 mm) minimum from housing.
- As long as leads are not under any stress or spring tension.
- Light source is a GaAs LED emitting light at a peak wavelength of 940 nm.
- Figure 1 and figure 2 use light source of tungsten lamp at 2870°K color temperature. A GaAs source of 3.0 mW/cm<sup>2</sup> is approximately equivalent to a tungsten source, at 2870°K, of 10 mW/cm<sup>2</sup>.

**TYPICAL CHARACTERISTICS**

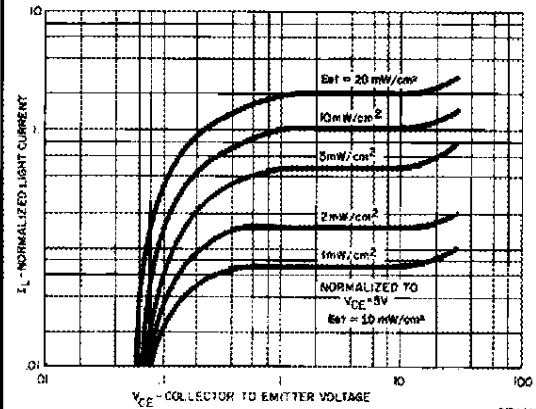


Fig. 1. Light Current vs. Collector to Emitter Voltage ST1250

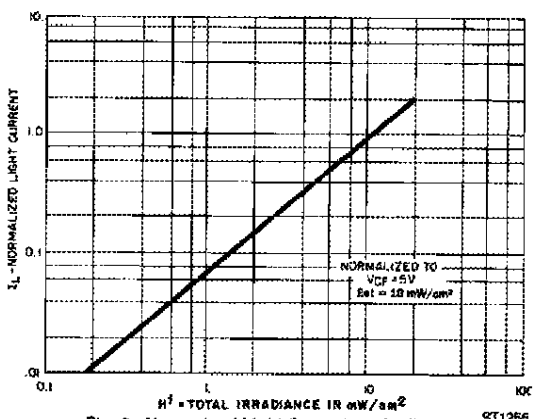


Fig. 2. Normalized Light Current vs. Radiation ST1255

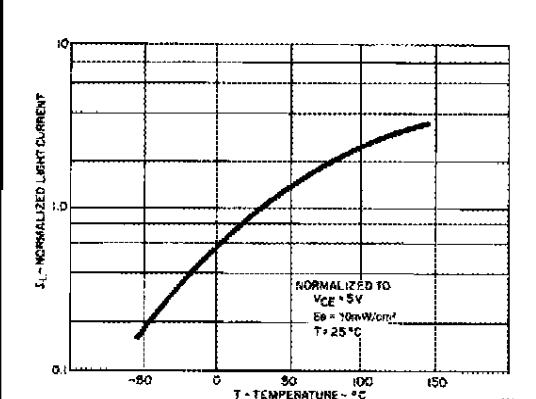


Fig. 3. Normalized Light Current vs. Temperature ST1261

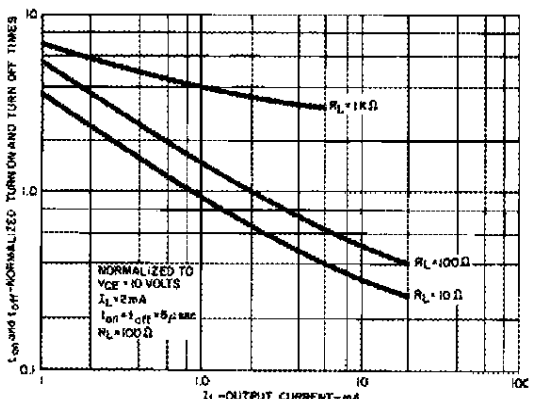


Fig. 4. Switching Times vs. Output Current ST1254

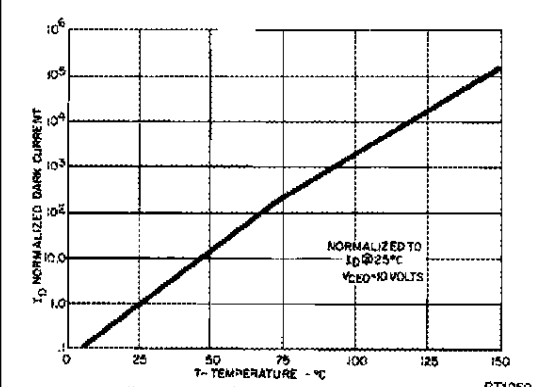


Fig. 5. Dark Current vs. Temperature ST1252

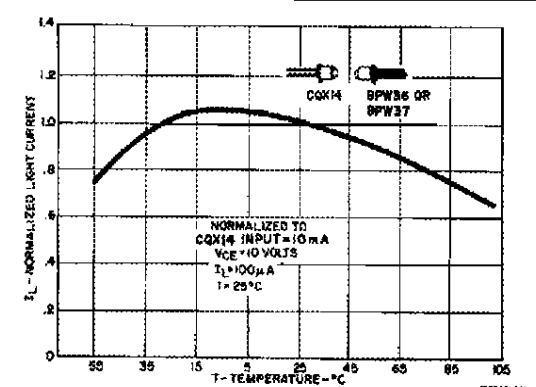


Fig. 6. Normalized Light Current vs. Temperature Both Emitter (CQX14) and Detector (BPW36 or BPW37) at Same Temperature ST1253