

# mini DIN connectors

## Minimum Specifications

Rating: 100V AC 1A MAX or 12V DC 2A MAX

Insulation Resistance: 50MΩ MIN @ 250V DC

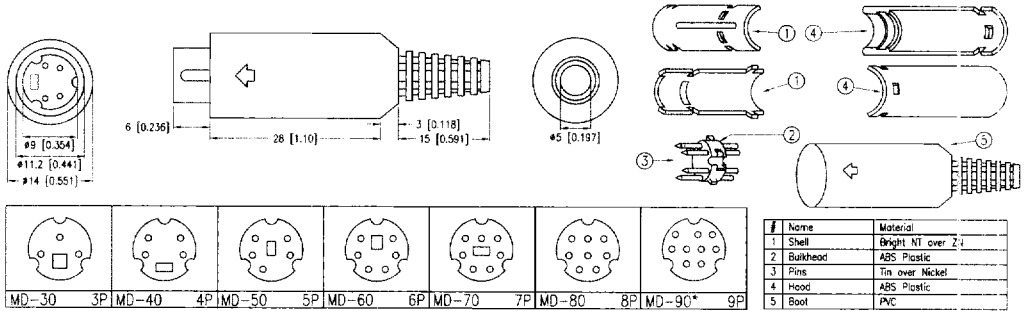
Dielectric Strength: 250V AC/1 minute

Contact Resistance: 30mΩ MAX

Insertion Force: 4.5kg MAX

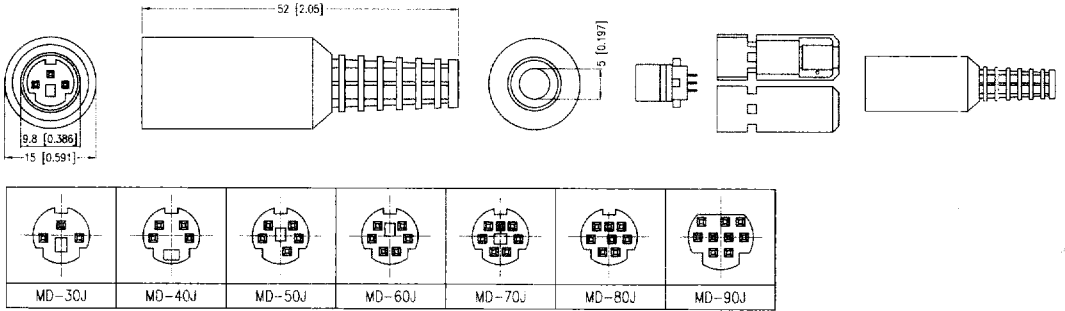
Withdrawl Force: 0.9kg~3kg

## Mini DIN MD-XX

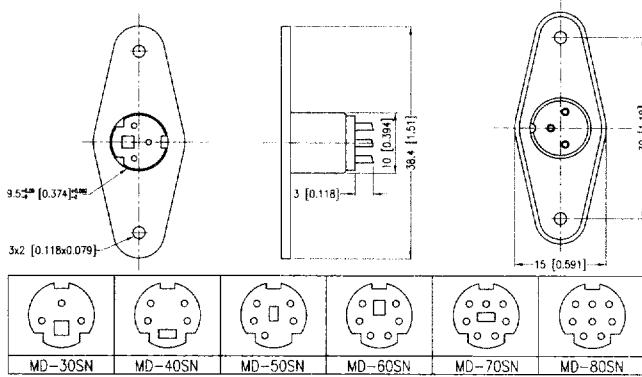



\*MD-90 1 piece metal sleeve

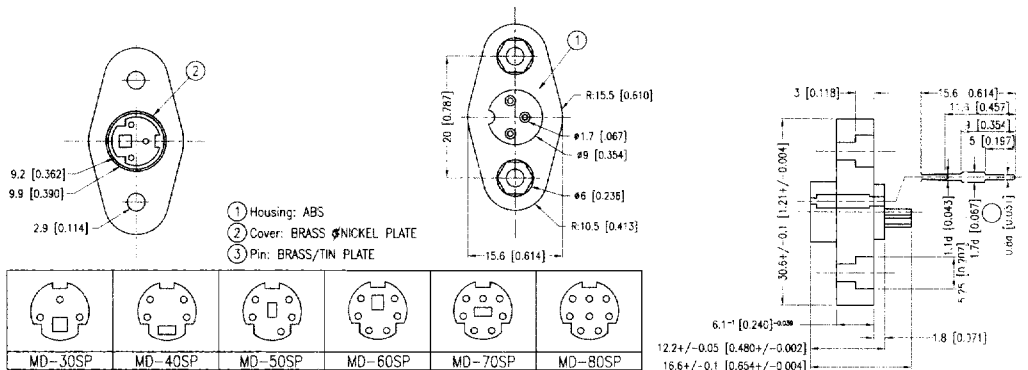
## Modular In-line Receptacle MD-XXJ



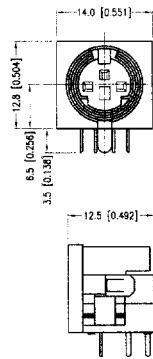
## Panel Mount Socket MD-XXSN



## Panel Mount Socket MD-XXSP



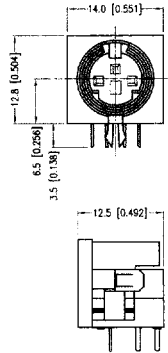
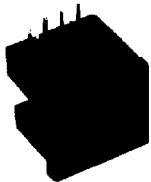
**Mini Circular Connector  
without Shield  
MD-XXS**



|        |        |        |        |        |        |        |
|--------|--------|--------|--------|--------|--------|--------|
|        |        |        |        |        |        |        |
| 3      | 4      | 5      | 6      | 7      | 8      | 9      |
| MD-30S | MD-40S | MD-50S | MD-60S | MD-70S | MD-80S | MD-90S |
|        |        |        |        |        |        |        |

Footprints are shown as seen from the bottom.

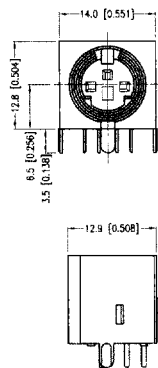

**Mini Circular Connector  
with Snap-In Terminal,  
Without Shield  
MD-XXSS**



|                         |         |         |         |         |         |         |
|-------------------------|---------|---------|---------|---------|---------|---------|
| ARRANGEMENT OF CONTACTS |         |         |         |         |         |         |
| NO. OF CONTACTS         | 3       | 4       | 5       | 6       | 7       | 8       |
| MODEL NO.               | MD-30SS | MD-40SS | MD-50SS | MD-60SS | MD-70SS | MD-80SS |
| HOLE LAYOUT             |         |         |         |         |         |         |

Footprints are shown as seen from the bottom.

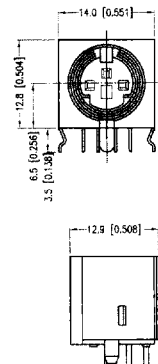

**Mini Circular Connector  
with Shield  
MD-XXSM**



|         |         |         |         |         |         |         |
|---------|---------|---------|---------|---------|---------|---------|
|         |         |         |         |         |         |         |
| 3       | 4       | 5       | 6       | 7       | 8       | 9       |
| MD-30SM | MD-40SM | MD-50SM | MD-60SM | MD-70SM | MD-80SM | MD-90SM |
|         |         |         |         |         |         |         |

Footprints are shown as seen from the bottom.

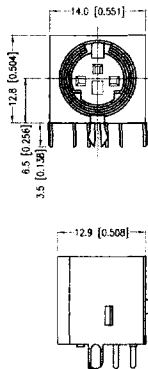
**Mini Circular Connector  
with Shield and Kinked Pins  
MD-XXSMK**



|                         |          |          |          |          |          |          |
|-------------------------|----------|----------|----------|----------|----------|----------|
| ARRANGEMENT OF CONTACTS |          |          |          |          |          |          |
| NO. OF CONTACTS         | 3        | 4        | 5        | 6        | 7        | 8        |
| MODEL NO.               | MD-30SMK | MD-40SMK | MD-50SMK | MD-60SMK | MD-70SMK | MD-80SMK |
| HOLE LAYOUT             |          |          |          |          |          |          |

Footprints are shown as seen from the bottom.

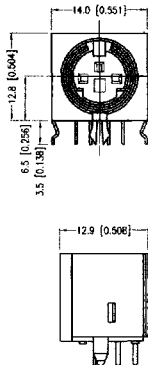

**Mini Circular Connector with Shield and Snap-In Terminal MD-XXSMS**



|                         |          |          |          |          |          |          |
|-------------------------|----------|----------|----------|----------|----------|----------|
| ARRANGEMENT OF CONTACTS |          |          |          |          |          |          |
| NO. OF CONTACTS         | 3        | 4        | 5        | 6        | 7        | 8        |
| MODEL NO.               | MD-30SMS | MD-40SMS | MD-50SMS | MD-60SMS | MD-70SMS | MD-80SMS |
| HOLE LAYOUT             |          |          |          |          |          |          |

Footprints are shown as seen from the bottom.

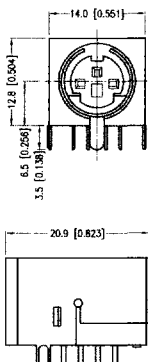
**Mini Circular Connector with Shield and Kinked Pins MD-XXSKS**



|                         |          |          |          |          |          |          |
|-------------------------|----------|----------|----------|----------|----------|----------|
| ARRANGEMENT OF CONTACTS |          |          |          |          |          |          |
| NO. OF CONTACTS         | 3        | 4        | 5        | 6        | 7        | 8        |
| MODEL NO.               | MD-30SKS | MD-40SKS | MD-50SKS | MD-60SKS | MD-70SKS | MD-80SKS |
| HOLE LAYOUT             |          |          |          |          |          |          |

Footprints are shown as seen from the bottom.

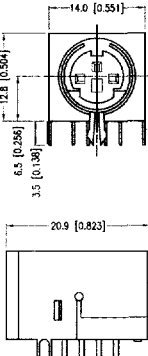
**Mini Circular Connector with Switch and Shield MD-XXSMW**



|                         |          |          |          |          |          |          |
|-------------------------|----------|----------|----------|----------|----------|----------|
| ARRANGEMENT OF CONTACTS |          |          |          |          |          |          |
| NO. OF CONTACTS         | 3        | 4        | 5        | 6        | 7        | 8        |
| MODEL NO.               | MD-30SMW | MD-40SMW | MD-50SMW | MD-60SMW | MD-70SMW | MD-80SMW |
| HOLE LAYOUT             |          |          |          |          |          |          |

Footprints are shown as seen from the bottom.

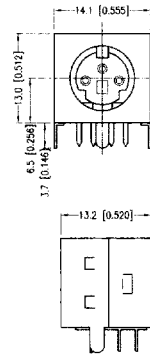
**Mini Circular Connector with Snap-In Terminal, and Switch and Shield MD-XXSSW**



|                         |          |          |          |          |          |          |
|-------------------------|----------|----------|----------|----------|----------|----------|
| ARRANGEMENT OF CONTACTS |          |          |          |          |          |          |
| NO. OF CONTACTS         | 3        | 4        | 5        | 6        | 7        | 8        |
| MODEL NO.               | MD-30SSW | MD-40SSW | MD-50SSW | MD-60SSW | MD-70SSW | MD-80SSW |
| HOLE LAYOUT             |          |          |          |          |          |          |

Footprints are shown as seen from the bottom.

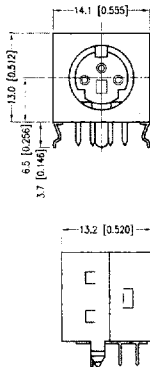

**Mini Circular Connector  
Fully Shielded  
MD-XXSF**



|                         |         |         |         |         |         |
|-------------------------|---------|---------|---------|---------|---------|
| ARRANGEMENT OF CONTACTS |         |         |         |         |         |
| NO. OF CONTACTS         | 3       | 4       | 5       | 6       | 8       |
| MODEL NO.               | MD-30SF | MD-40SF | MD-50SF | MD-60SF | MD-80SF |
| HOLE LAYOUT             |         |         |         |         |         |

Footprints are shown as seen from the bottom.

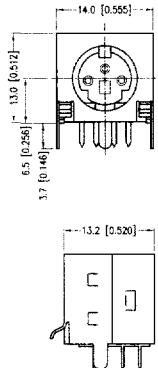

**Mini Circular Connector  
Fully Shielded  
with Kinked Pins  
MD-XXSFK**



|                         |          |          |          |          |          |
|-------------------------|----------|----------|----------|----------|----------|
| ARRANGEMENT OF CONTACTS |          |          |          |          |          |
| NO. OF CONTACTS         | 3        | 4        | 5        | 6        | 8        |
| MODEL NO.               | MD-30SFK | MD-40SFK | MD-50SFK | MD-60SFK | MD-80SFK |
| HOLE LAYOUT             |          |          |          |          |          |

Footprints are shown as seen from the bottom.

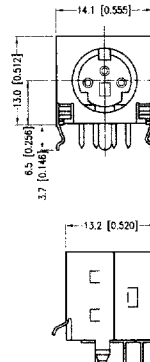

**Mini Circular Connector  
Fully Shielded  
with Ground Tabs  
MD-XXSG**



|                         |         |         |         |         |         |
|-------------------------|---------|---------|---------|---------|---------|
| ARRANGEMENT OF CONTACTS |         |         |         |         |         |
| NO. OF CONTACTS         | 3       | 4       | 5       | 6       | 8       |
| MODEL NO.               | MD-30SG | MD-40SG | MD-50SG | MD-60SG | MD-80SG |
| HOLE LAYOUT             |         |         |         |         |         |

Footprints are shown as seen from the bottom.

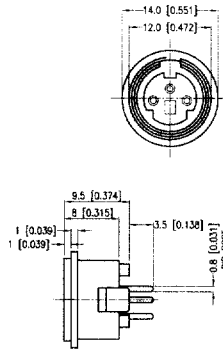
**Mini Circular Connector  
Fully Shielded  
with Ground Tabs  
and Kinked Pins  
MD-XXSGK**



|                         |          |          |          |          |          |
|-------------------------|----------|----------|----------|----------|----------|
| ARRANGEMENT OF CONTACTS |          |          |          |          |          |
| NO. OF CONTACTS         | 3        | 4        | 5        | 6        | 8        |
| MODEL NO.               | MD-30SGK | MD-40SGK | MD-50SGK | MD-60SGK | MD-80SGK |
| HOLE LAYOUT             |          |          |          |          |          |

Footprints are shown as seen from the bottom.

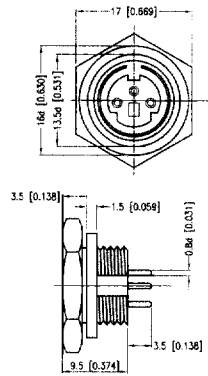
**Mini Circular Connector  
Vertical Mount  
MD-XXSV**



|                         |         |         |         |         |         |
|-------------------------|---------|---------|---------|---------|---------|
| ARRANGEMENT OF CONTACTS |         |         |         |         |         |
| NO. OF CONTACTS         | 3       | 4       | 5       | 6       | 8       |
| MODEL NO.               | MD-30SV | MD-40SV | MD-50SV | MD-60SV | MD-80SV |
| HOLE LAYOUT             |         |         |         |         |         |

Footprints are shown as seen from the bottom.

**Mini Circular Connector  
Vertical Mount -  
Screw Type  
MD-XXCV**



|                         |         |         |         |         |         |
|-------------------------|---------|---------|---------|---------|---------|
| ARRANGEMENT OF CONTACTS |         |         |         |         |         |
| NO. OF CONTACTS         | 3       | 4       | 5       | 6       | 8       |
| MODEL NO.               | MD-30CV | MD-40CV | MD-50CV | MD-60CV | MD-80CV |
| HOLE LAYOUT             |         |         |         |         |         |

Footprints are shown as seen from the bottom.