

## ELEMENT 12/220-240/300 G3

ELEMENT G3 | Constant Current Compact – Non dimmable



### Product family features

- Fixed output (no dimming)
- Input voltage: 220 – 240 VAC
- Suitable for Class I/II luminaires
- Output current range 150-1050 mA
- Up to 30 000 h lifetime at  $t_{cmax} = 80\text{ °C}$
- Typ. Efficiency: from 82% to 90% depend on different wattage
- SELV
- Ambient temp range,  $t_a$ :  $-20\text{ °C}$  to  $+50\text{ °C}$

### Product family benefits

- Safety ensured by OSRAM (SELV)
- 3 years guarantee
- High quality of light with ripple current  $< 5\%$

### Areas of application

- Spot light and down light
- Panels
- Other Indoor LED luminaires

## Technical data

### Electrical data

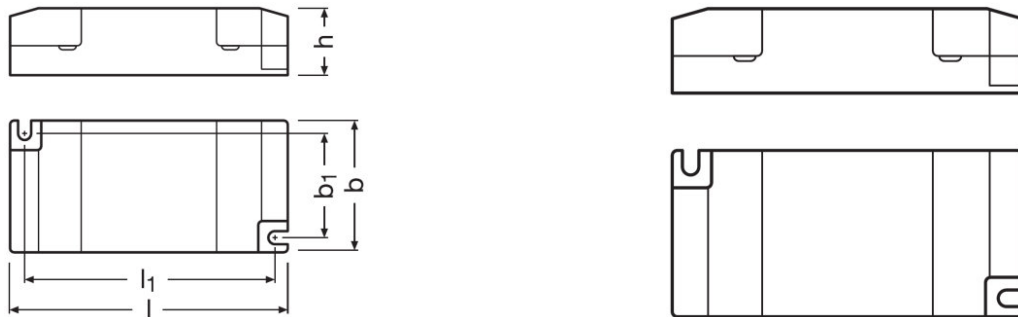
Nominal input voltage	220...240 V
Mains frequency	50/60 Hz
Input voltage AC	198...264 V
Total harmonic distortion	< 10 %
Power factor $\lambda$	0.97
ECG efficiency	86 %
Device power loss	2.1 W <sup>1)</sup>
Protective conductor current	<0.7 mA
Inrush current	< 7.0 A <sup>2)</sup>
Max. ECG no. on circuit breaker 10 A (B)	61
Max. ECG no. on circuit breaker 10 A (C)	92
Max. ECG no. on circuit breaker 16 A (B)	98
Max. ECG no. on circuit breaker 16 A (C)	147
Max. ECG no. on circuit breaker 25 A (B)	153
Surge capability (L/N-Ground)	2 kV
Surge capability (L-N)	1 kV
Nominal output voltage	24...42 V
U-OUT (working voltage)	60 V
Nominal output current	300 mA
Output current tolerance	±7.5 %
Output ripple current (100 Hz)	< 5 %
Output PSTLM	≤1
Output SVM	≤0.4
Nominal output power	7.2...12.6 W <sup>3)</sup>
Galvanic isolation	SELV
Current set	Fixed current

<sup>1)</sup> At 230 V, Input power 14.7 W max.

<sup>2)</sup>  $t_{width} = 100 \mu s$  (measured at 50 %  $I_{peak}$ )

<sup>3)</sup> Partial load

## Dimensions & weight



Mounting hole spacing, length	80.0 mm
Mounting hole spacing, width	34.0 mm
Product weight	52.00 g
Cable cross-section, input side	0.5...1.5 / 0.75...1.5 mm <sup>2 1)</sup>
Cable cross-section, output side	0.5...1.5 / 0.75...1.5 mm <sup>2 1)</sup>
Wire preparation length, input side	7...8 mm
Wire preparation length, output side	7...8 mm
Length	90.0 mm
Width	43.0 mm
Height	22.0 mm

<sup>1)</sup> Solid/ Flexible Leads

## Colors & materials

Casing material	Plastic housing
-----------------	-----------------

## Temperatures & operating conditions

Ambient temperature range	-20...+50 °C
Maximum temperature at tc test point	80 °C
Max.housing temperature in case of fault	110 °C
Temperature range at storage	-40...+85 °C
Permitted rel. humidity during operation	5...85 % <sup>1)</sup>

<sup>1)</sup> Non-condensing

## Lifespan

ECG lifetime	30000 / 50000 h <sup>1)</sup>
--------------	-------------------------------

<sup>1)</sup> At maximum  $T_c = 80^\circ\text{C}$  / 10% failure rate / At maximum  $T_c = 70^\circ\text{C}$  / 10% failure rate

## Additional product data

## Product datasheet

Encapsulated	No
--------------	----

### Capabilities

Dimmable	No
Overheating protection	No
Overload protection	Automatic reversible
Short-circuit protection	Automatic reversible
No-load proof	Automatic reversible
Max. cable length to lamp/LED module	2.0 m
Suitable for fixtures with prot. class	I / II
Type of connection, input side	Push terminal
Type of connection, output side	Push terminal
Number of channels	1

### Programming

Tuner4TRONIC	No
Tuner4TRONIC Field App	No

### Certificates & standards





Approval marks – approval	CE / CCC / RCM / ENEC 25 <sup>1)</sup>
Standards	Acc. to IEC 61347-1/Acc. to IEC 61347-2-13/Acc. to IEC 62384/Acc. to IEC 61000-3-2/Acc. to IEC 61547/Acc. to IEC 61000-3-3
Type of protection	IP20

<sup>1)</sup> In preparation

### Logistical data

Commodity code	850440829000
----------------	--------------

## Download Data

File	
	User instruction ELEMENT LED Power Supply
	Declarations of conformity ELEMENT G3 CE 4232185 190121
	Declarations of conformity ELEMENT G3 UK CE 4281070 210121
	CAD data ELEMENT 6 15 G3 STEP 250321

## Product datasheet

---

### Logistical Data

Product code	Product description	Packaging unit (Pieces/Unit)	Dimensions (length x width x height)	Volume	Gross weight
4062172167451	ELEMENT 12/220-240/300 G3	Shipping carton box 20	311 mm x 195 mm x 92 mm	5.58 dm <sup>3</sup>	1243.00 g

---

The mentioned product code describes the smallest quantity unit which can be ordered. One shipping unit can contain one or more single products. When placing an order, for the quantity please enter single or multiples of a shipping unit.

---

### Disclaimer

Subject to change without notice. Errors and omission excepted. Always make sure to use the most recent release.