


## Wirewound Resistor with Thermal Cut-offs

Type: **ERU5T**



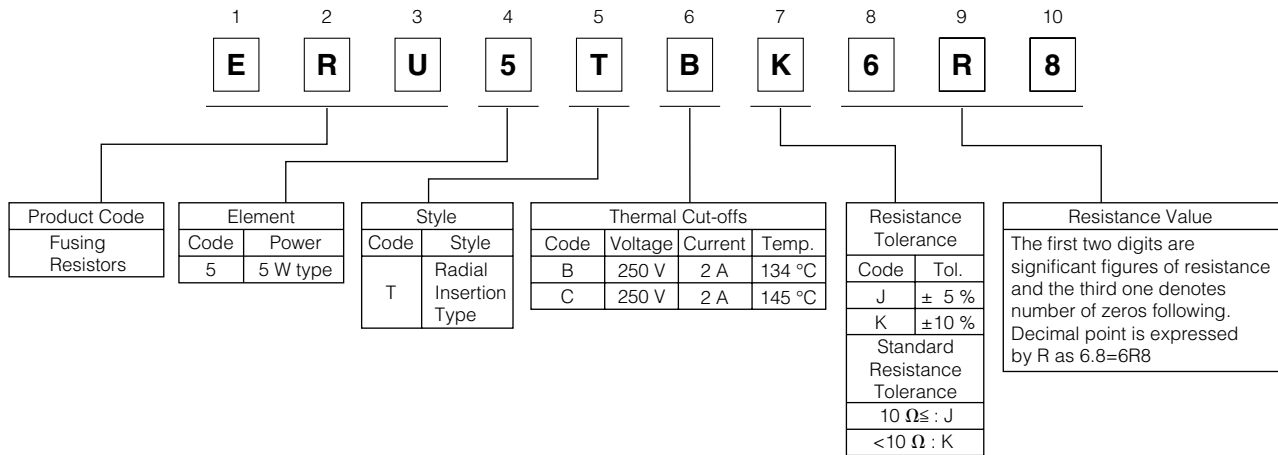
### ■ Features

- Accurate fusing characteristics
- Low cost and easy handling
- Space saving design
- Excellent anti-surge characteristics
- RoHS compliant

### ■ Recommended Applications

- Switching regulators, video adapters, safety circuits

### ■ Explanation of Part Numbers

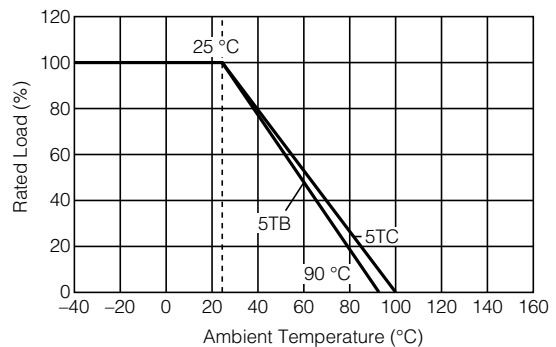


### ■ Ratings

Code	Power Rating (W)	Current Rating (A)	Thermal Cut-off (°C)	Resistance Range (Ω)	Standard Quantity (pcs.)	Mass (Weight) [g/pc.]
B	1.6	2	134	0.18 to 680	500	6.5
C	1.8	2	145	0.18 to 680	500	6.5

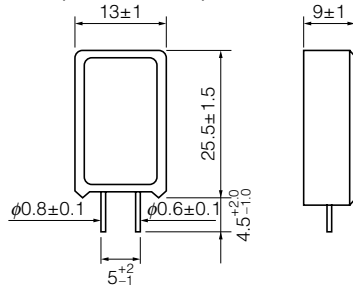
### Power Derating Curve

For resistors operated in ambient temperatures above 25 °C, power rating shall be derated in accordance with the figure on the right.



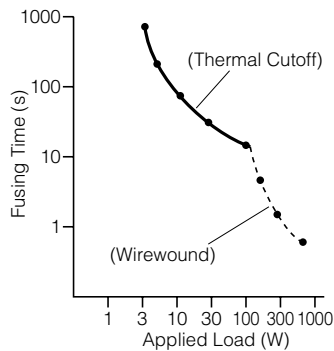
Design and specifications are each subject to change without notice. Ask factory for the current technical specifications before purchase and/or use. Should a safety concern arise regarding this product, please be sure to contact us immediately.

### ■ Dimensions in mm (not to scale)

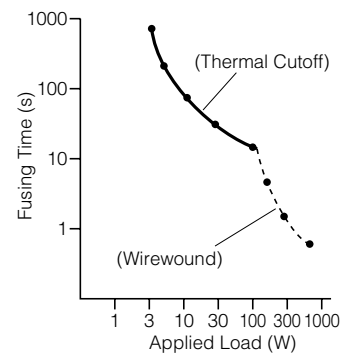


### ■ Fusing Characteristics

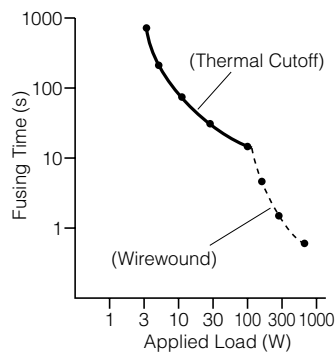
ERU5TBK5R1



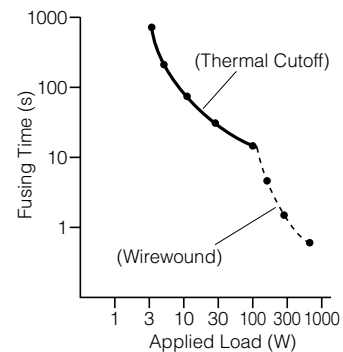
ERU5TBK6R8



ERU5TBJ100



ERU5TBJ150



### ■ Packaging Methods

Please contact the factory for packaging methods.

### ⚠ Safety Precautions

The following are precautions for individual products. Please also refer to the common precautions for Fixed Resistors shown on this catalog.

1. When voltage exceeds the rated voltage and/or a current exceeds the rated current and are continuously applied, the element of Wirewound Resistor with Thermal Cutoffs (hereafter called the resistors) produces excessive heat, which may not only deteriorate the built-in the Thermal Cutoffs but also blow it.
2. The resistors have a built-in the Thermal Cutoffs. Therefore, use and store them within their respective operating and storing temperature ranges as specified in individual delivery specifications.
3. Carefully check the inductance effect of the resistors when using them in a high-frequency circuit.
4. If a transient load (heavy load in a short time) like a pulse is expected to be applied, check and evaluate the operations of the resistors when installed in your products under the most adverse conditions before use.