

FEATURES

- * 0.5 inch (12.7 mm) DIGIT HEIGHT
- * CONTINUOUS UNIFORM SEGMENTS
- * LOW POWER REQUIREMENT
- * EXCELLENT CHARACTERS APPEARANCE
- * HIGH BRIGHTNESS & HIGH CONTRAST
- * WIDE VIEWING ANGLE
- * SOLID STATE RELIABILITY
- * CATEGORIZED FOR LUMINOUS INTENSITY

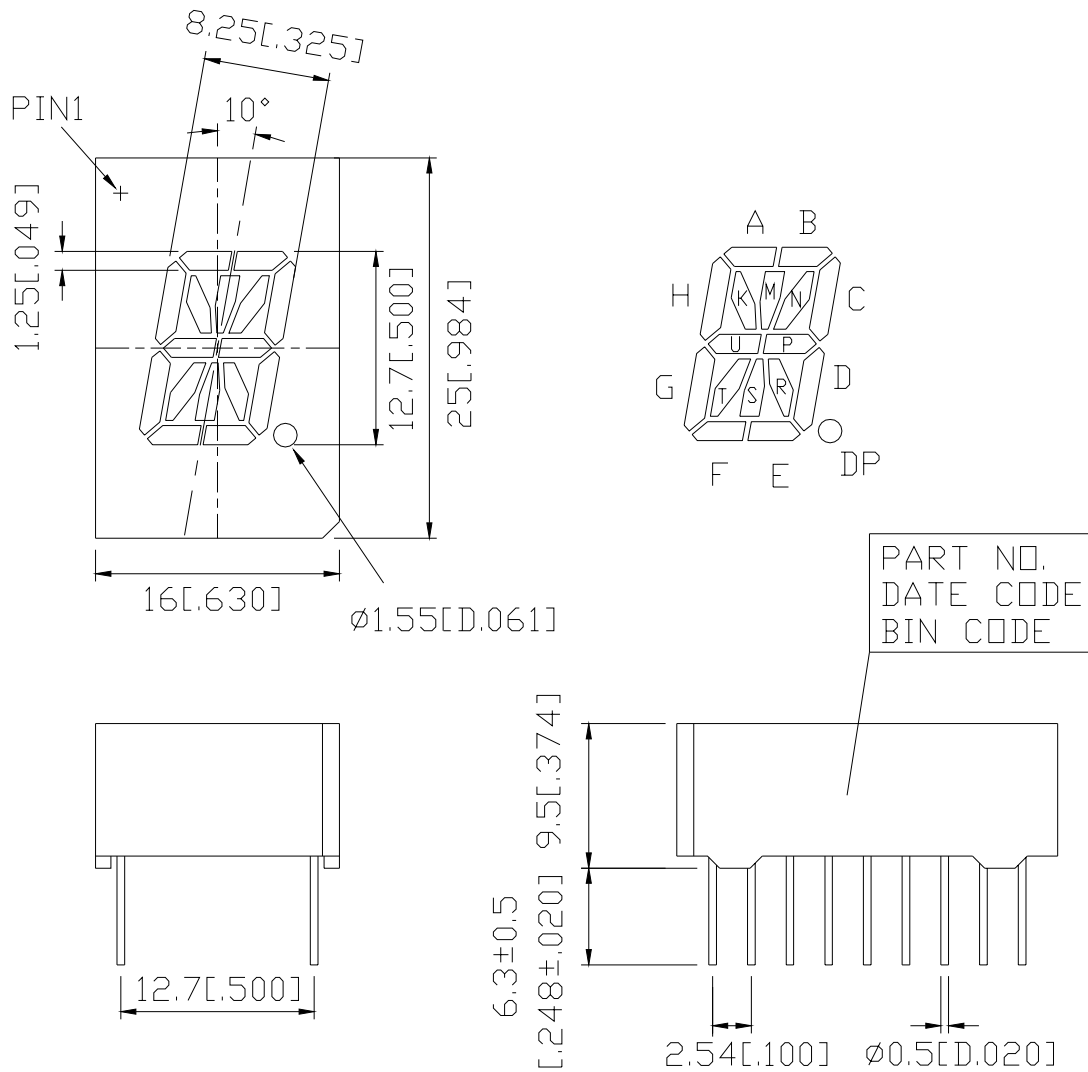
DESCRIPTION

The LTP-587G-J is a 0.5 inch (12.7 mm) height 16-segment single digit alphanumeric display. This device uses GREEN LED chips (GaP epi on GaP substrate). The display has a black face and white segments.

DEVICE

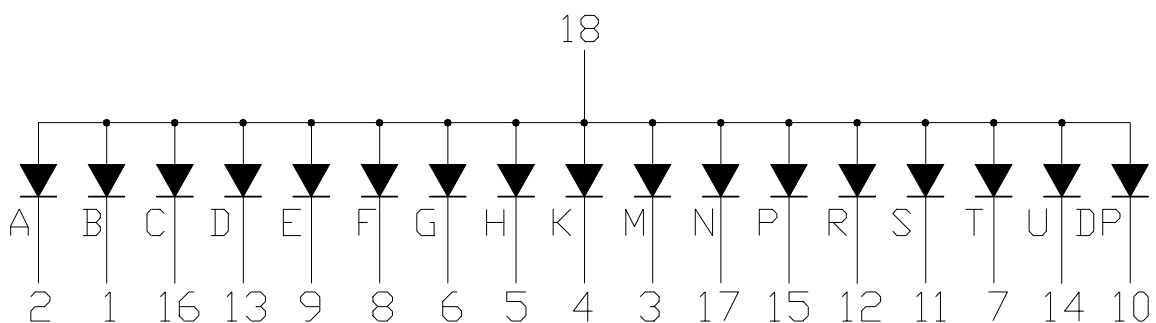
PART NO.	DESCRIPTION
GREEN	Common Anode
LTP-587G-J	Rt. Hand Decimal

PACKAGE DIMENSIONS



NOTES: All dimensions are in millimeters. Tolerances are ± 0.25 mm (0.01") unless otherwise noted.

INTERNAL CIRCUIT DIAGRAM



PIN CONNECTION

No.	CONNECTION
1	Cathode B
2	Cathode A
3	Cathode M
4	Cathode K
5	Cathode H
6	Cathode G
7	Cathode T
8	Cathode F
9	Cathode E
10	Cathode DP
11	Cathode S
12	Cathode R
13	Cathode D
14	Cathode U
15	Cathode P
16	Cathode C
17	Cathode N
18	Common Anode

ABSOLUTE MAXIMUM RATING

PARAMETER	MAXIMUM RATING	UNIT
Power Dissipation Per Segment	75	mW
Peak Forward Current Per Segment (Frequency 1Khz, 10% duty cycle)	100*	mA
Continuous Forward Current Per Segment	25	mA
Derating Linear From 25 Per Segment	0.33	mA/
Reverse Voltage Per Segment	5	V
Operating Temperature Range	-35 to +85	
Storage Temperature Range	-35 to +85	
Solder Temperature: max 260 for max 3sec at 1.6mm below seating plane.		

* see figure 5 to establish pulsed condition

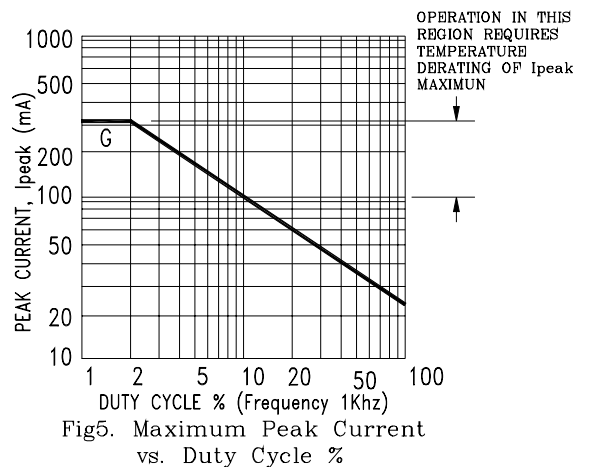
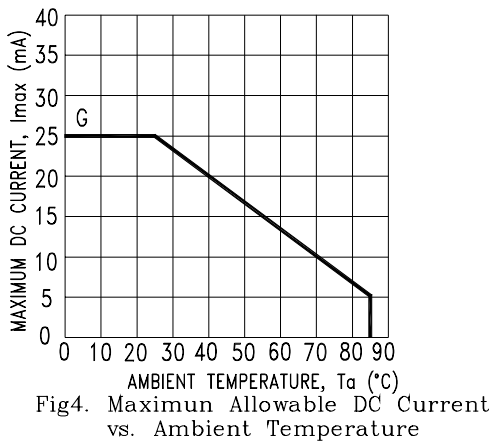
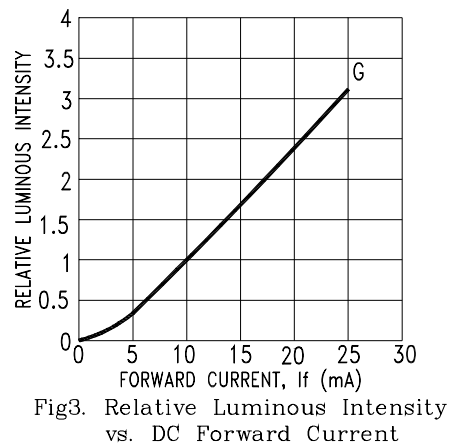
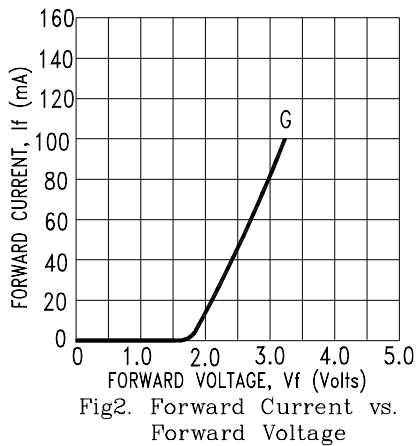
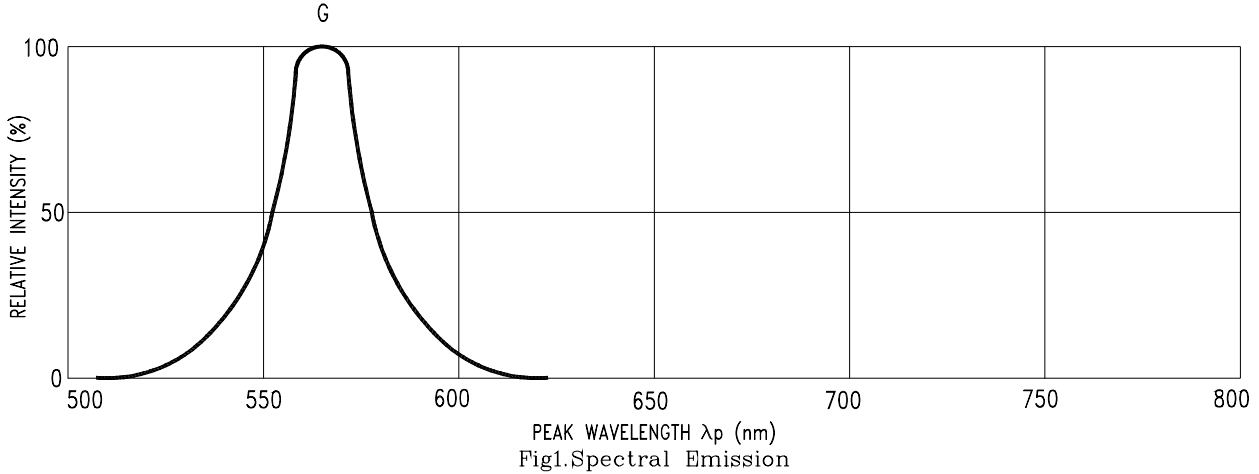
ELECTRICAL / OPTICAL CHARACTERISTICS AT Ta=25°C

PARAMETER	SYMBOL	MIN.	TYP.	MAX.	UNIT	TEST CONDITION
Average Luminous Intensity	I _v	800	2200		μcd	I _F =10mA
Peak Emission Wavelength	λ _p		565		nm	I _F =20mA
Spectral Line Half-Width	Δλ		30		nm	I _F =20mA
Dominant Wavelength	λ _d		569		nm	I _F =20mA
Forward Voltage Per Segment	V _F		2.1	2.6	V	I _F =20mA
Reverse Current Per Segment	I _R			100	μA	V _R =5V
Luminous Intensity Matching Ratio	I _v -m			2:1		I _F =10mA

Note: Luminous intensity is measured with a light sensor and filter combination that approximates the CIE (Commision Internationale De L'Eclairage) eye-response curve.

TYPICAL ELECTRICAL / OPTICAL CHARACTERISTIC CURVES

(25°C Ambient Temperature Unless Otherwise Noted)



NOTE: G=GREEN.