




Series 518 Open Frame Collet Sockets with Solder Tail Pins

FEATURES:

- Open frame allows for more efficient utilization of board space and better cooling.
- Choose from several pin styles.
- Compatible with automatic insertion equipment.
- Side-to-side and end-to-end stackable.

SPECIFICATIONS:

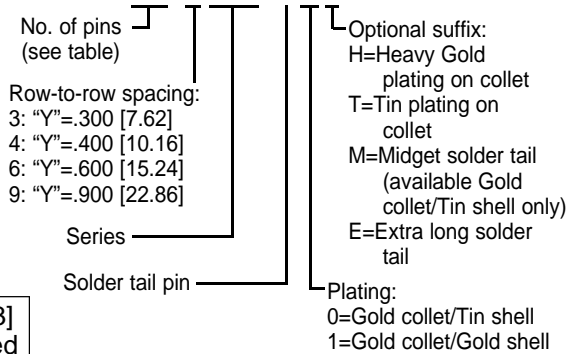
- Body material is blue UL 94V-0 Glass-filled Polyester Thermoplastic (PBT).
 - Pin body is Brass Alloy 360 1/2 hard per UNS C36000 ASTM-B16-85.
 - Pin body plating is either 10 μ [.25 μ m] min. Gold per MIL-G-45204 or 200 μ [5.08 μ m] min. 93/7 Tin/Lead per MIL-P-81728 over 100 μ [2.54 μ m] min. Nickel per QQ-N-290.
 - 4-fingered collet contact is Beryllium Copper Alloy per UNS C17200 ASTM-B194-92.
 - Contact plating is either 150 μ [3.81 μ m] min. 93/7 Tin/Lead per MIL-P-81728 or 10 μ [.25 μ m] Gold per MIL-G-45204 over 50 μ min. [1.27 μ m] Nickel per QQ-N-290. Heavy 30 μ [.76 μ m] Gold plating also available.
 - Contact current rating=3 Amps.
 - Operating temperature=221°F [105°C] Tin plating, =257°F [125°C] Gold plating.
 - Insertion Force=180 grams/pin; Withdrawal Force=90 grams/pin; Normal Force=140 grams/pin; Midget pin: Insertion Force=370 g/pin, Withdrawal Force=150 g/pin, Normal Force=240 g/pin; based on a .018 [.46] dia. test lead.
 - Accepts leads .015-.025 [.38-.64] in dia.; midget pin accepts up to .022 [.56] dia.
 - Accepts lead lengths from .100 [2.54] min; midget pin accepts lead lengths from .080 [2.03].
- MOUNTING CONSIDERATIONS:**
- Suggested PCB hole size:
Solder tail & extra long pin=.030 \pm .002 [.76 \pm .05] dia.
Midget pin=.040 \pm .002 [1.02 \pm .05] dia.



Note: Aries specializes in custom design and production. In addition to the standard products shown on this page, special materials, platings, sizes, and configurations can be furnished, depending on quantities. Aries reserves the right to change product specifications without notice.

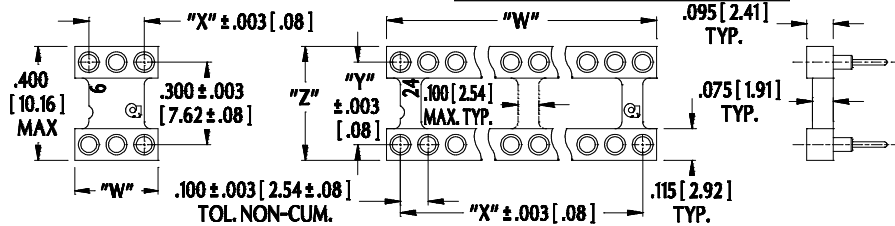
ORDERING INFORMATION

XX-X518-1XX



ALL DIMENSIONS: INCHES [MILLIMETERS]

All tolerances \pm .005 [.13] unless otherwise specified

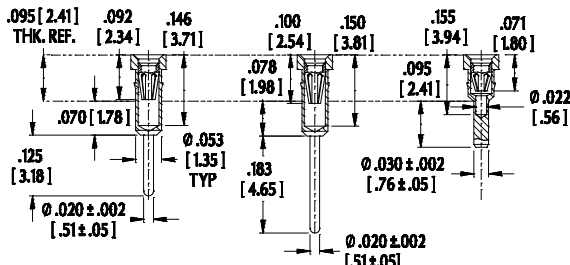


STYLE A

STYLE B,C (2,3 RIB)

Style D (4,5 rib) not shown

Other collet pins are available. Consult Data Sheet No. 12017 for wire wrap pins and 12018 for surface mount pins. Open Frame Capacitor Sockets also available. Consult Data Sheet Nos. 12026 and 12027.



SOLDER TAIL EXTRA LONG "E" MIDGET "M"

"W"=(NO. OF PINS PER ROW) X .100 [2.54]
"X"=(NO. OF PINS PER ROW - 1) X .100 [2.54]

Frame Style	No. of Ribs	Centers "Y"	Dim. "Z"	Available Sizes
A	1	.300 [7.62]	.400 [10.16]	6
B	2	.300 [7.62]	.400 [10.16]	8,14,16,18,20,24
		.400 [10.16]	.500 [12.70]	20,22
C	3	.300 [7.62]	.400 [10.16]	28
		.400 [10.16]	.500 [12.70]	24
D	4.5	.600 [15.24]	.700 [17.78]	24,28,32,40,48
		.900 [22.86]	1.000 [25.40]	50,64



http://www.arieselec.com • info@arieselec.com

NORTH AMERICA
Frenchtown, NJ USA
TEL: (908) 996-6841
FAX: (908) 996-3891



EUROPE
TEL: +44 870 240 0249
FAX: +44 871 919 6033
europe@arieselec.com 12016
REV.C