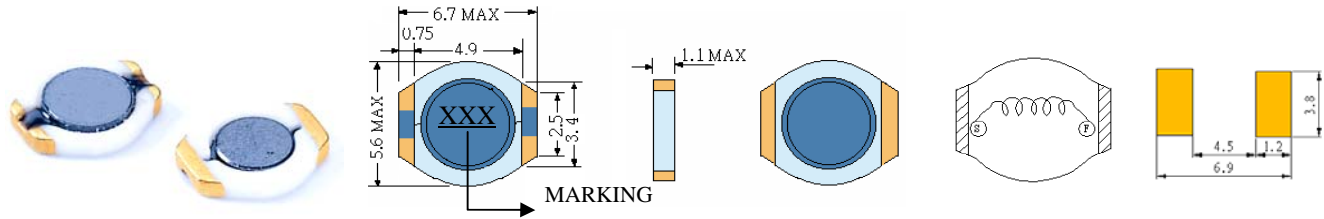


# SC1704

## SMD POWER INDUCTORS



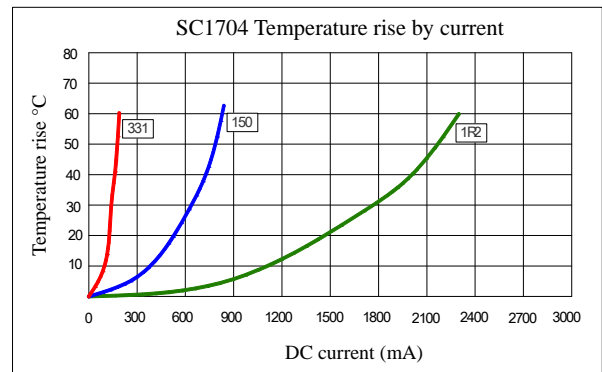
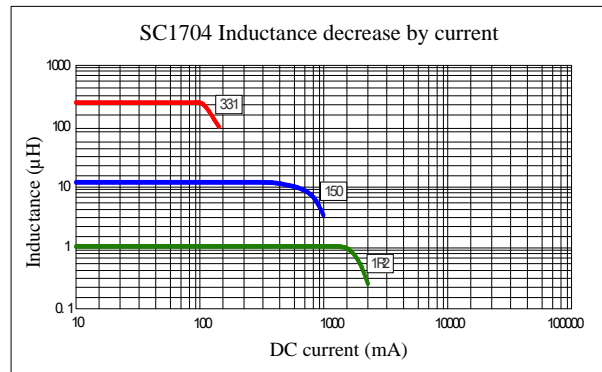
• Features

1. Non-magnetically shielded construction – Low EMI
2. Excellent Power Density
3. Engineered to Provide High Efficiency



## ELECTRICAL CHARACTERISTICS

Part Number	Inductance (uH) (1)	Test Frequency	DC Resistance (Ω MAX) (2)	Saturation Current <sup>(3)</sup> (A)	Temperature Current <sup>(4)</sup> (A)
SC1704-1R2	1.2	100KHZ	0.12	1.50	1.70
SC1704-1R5	1.5	100KHZ	0.14	1.05	1.50
SC1704-2R2	2.2	100KHZ	0.15	0.90	1.35
SC1704-3R3	3.3	100KHZ	0.19	0.80	1.25
SC1704-4R7	4.7	100KHZ	0.25	0.68	1.00
SC1704-6R8	6.8	100KHZ	0.32	0.60	0.88
SC1704-100	10	100KHZ	0.41	0.50	0.68
SC1704-150	15	100KHZ	0.66	0.40	0.60
SC1704-220	22	100KHZ	0.96	0.32	0.48
SC1704-330	33	100KHZ	1.50	0.25	0.40
SC1704-470	47	100KHZ	2.16	0.20	0.35
SC1704-680	68	100KHZ	3.40	0.18	0.27
SC1704-101	100	100KHZ	4.60	0.16	0.23
SC1704-151	150	100KHZ	6.40	0.13	0.19
SC1704-221	220	100KHZ	8.30	0.10	0.16
SC1704-331	330	100KHZ	15.0	0.09	0.13



- (1). Inductance tolerance for 1.2uH~1.5uH:  $\pm 30\%$ , for 2.2uH~330uH:  $\pm 20\%$ . Tested at 0.25V, 0ADC and 25°C.
- (2). DCR measured at 25°C.
- (3). The DC current at which the inductance decreases by 10% from its initial value.
- (4). The DC current that results in a 40°C temperature rise from 25°C ambient.

[Click here for QUANTITY PER REEL & PACKING INFORMATION](#)

Custom versions available upon request.