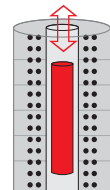




More Precision.

induSENSOR

Linear inductive displacement sensors



LVDT series: Gauging sensor with external electronics



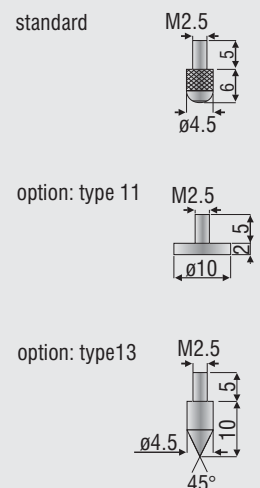
Measurement ranges $\pm 1 \dots \pm 10$ mm
 Extremely accurate even under difficult ambient conditions
 Long-term stability, because wear-free
 Easy fitting/operation

Gauging sensor with plunger guided in plain bearings and fitted with return spring. The measuring probe is mounted via a standard M2.5 thread and can be interchanged with commercially available measurement probes. Measurement probes are primarily used for the measurement and inspection of work-piece geometry (length, width, diameter, thickness, depth, height, etc.).

Article

	DTA - 5 G - 3 - CA - V
principle: differential transformer (LVDT)	DTA
excitation AC	5
measuring range \pm mm	G - 3
function: gauging sensor	CA
Linearity 3 (± 0.3 %)	V
1.5 (± 0.15 %)	
Connection (axial): CA integral cable (3 m) SA plug connection	
gauging sensor option: V pneumatic push	

Probe tips



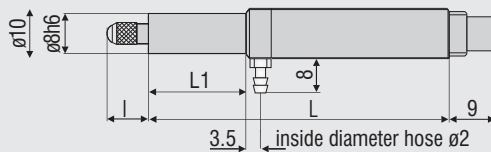
Model		DTA-1G-		DTA-3G-		DTA-5G-		DTA-10G-	
Connection		CA	SA	CA	SA	CA	SA	CA	SA
Measuring range		±1 mm		±3 mm		±5 mm		±10 mm	
Linearity	standard ±0.3 % FSO	6 μm		18 μm		30 μm		60 μm	
	optional ±0.15 % FSO	3 μm		9 μm		15 μm		30 μm	
Repeatability	<0.0075 %	<0.15 μm		<0.45 μm		<0.75 μm		<1.5 μm	
Excitation frequency		5 kHz						2 kHz	
Excitation amplitude		5 V _{eff}							
Sensitivity		133 mV/Vmm		85 mV/Vmm		53 mV/Vmm		44 mV/Vmm	
Force in midrange (typical)		0.95 N		1.00 N		1.18 N		1.23 N	
Spring force		0.22 N/mm		0.14 N/mm		0.12 N/mm		0.08 N/mm	
Temperature range		-20 °C ... 80 °C							
Options		option V with pneumatic push							
Operating temperature		-20 °C ... +80 °C							
Storage temperature		-40 °C ... +80 °C							
Temperature stability	zero	±50 ppm / °C							
	sensitivity	±100 ppm / °C							
Housing		stainless steel incl. magnetic shielding							
Protection class		SA: IP 40 / IP 54 * CA: IP 54							
Minimum cable bending radius		20 mm							
Outer diameter cable		~4,6 mm							
Shock	IEC 68-2-29	40 g, 1000 shocks / axis							
	IEC 68-2-27	100 g, 3 shocks / axis							
Vibration	IEC 68-2-6	10 Hz ... 58 Hz ±1.5 mm / 58 Hz ... 500 Hz ±20 g							

FSO = Full Scale Output *) depends on connector

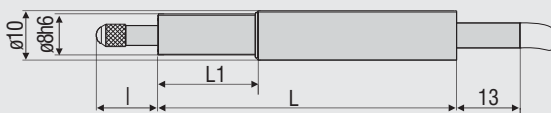
Basic model		DTA-1G-			DTA-3G-			DTA-5G-			DTA-10G-		
Connection		CA	SA	Opt. V	CA	SA	Opt. V	CA	SA	Opt. V	CA	SA	Opt. V
Length of housing L	mm	67	67	69	89	89	92,1	108	108	120	135	135	145
Length of clamping cylinder L ₁	mm	21	21	19	26	26	25,1	30	30	38	42	42	46
Length of plunger l *	mm	9.5	9.5	10	12.5	12.5	12.7	14	14	17.5	20	20	22.2

* Plunger in zero position (±10 % FSO ±1 mm)

gauging sensor type - SA-V with pneumatic push



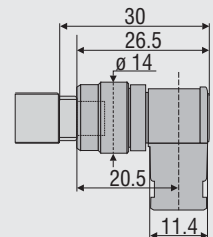
gauging sensor type - CA with integral cable



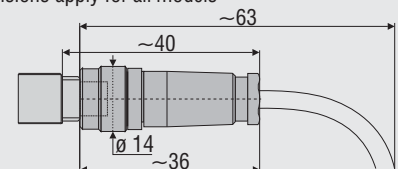
gauging sensor type - SA with axial connection



female connector 90° dimensions apply for all models



female connector dimensions apply for all models

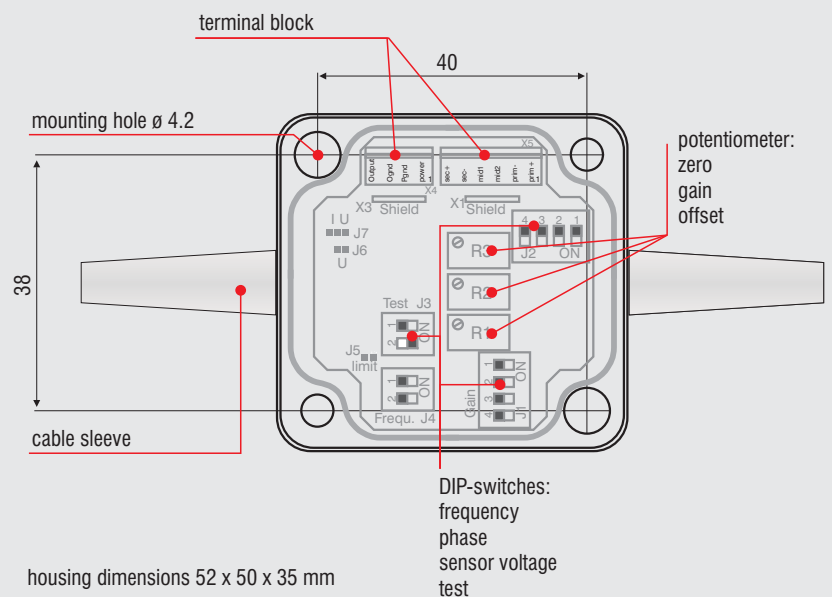
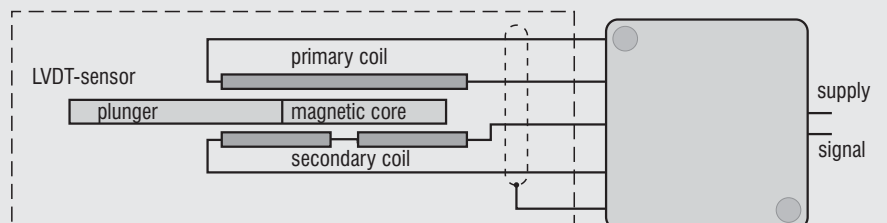


MSC710 sensor controller for LVDT series



Excellent linearity and resolution
Zero and gain adjustable coarse/fine
Excitation frequency 1 ... 10 kHz (selectable)
Compact and robust EMI-proofed housing

The MSC710 is a single-channel miniature sensor controller for the operation of inductive displacement sensors based on the LVDT principle (Linear Variable Differential Transformer). Its compact, but rugged design, makes it suitable for both industrial and laboratory applications. Easily accessible and simple to operate, by using DIP-switches. The electronic unit can be matched to a wide range of sensors.



Model		MSC710-U	MSC710-I
Power supply		18 ... 30 VDC (18 ... 45 mA)	
Protection		Reverse polarity protection, overvoltage protection	
Sensor principle		for LVDT sensors	
Sensor excitation		150 ... 400 mV	
		1/2/5 kHz (selectable by DIP-switches)	
Input impedance	sensor	10 kOhm	
Range	gain	-20 ... +350 % (trimpot)	
	zero	±50 % (trimpot)	
Output signal		2 ... 10 VDC ($R_a > 1$ kOhm)	4 ... 20 mA (load <500 Ohm)
Noise		< 1.5 mV _{eff} *	< 3 μA _{eff} *
		< 15 mV _{ss}	< 30 μA _{ss}
Linearity		<0.02 % FSO	
Frequency response		300 Hz (-3dB)	
Temperature range	storage	-40 °C ... +85 °C	
	operating	0 °C ... +70 °C	
Temperature stability		±100 ppm / °C	
Protection class		IP 65	
Weight		80 g	
Housing material		ABS-plastic	
Electromagnetic compatibility (EMC)		EN 50081-2 (spurious emission)	
		EN 50082-2 (immunity to interference)	
Vibration		EN 60068-2-64 (noise)	
Shock		EN 60068-2-29 (continuous shock)	

FSO = Full Scale Output

* RMS AC-Measuring, Frequency 3 Hz ... 300 Hz

More Precision.

www.micro-epsilon.com

Sensors and systems

for displacement, position and dimension

Sensors and measurement devices

for non-contact temperature measurement

Measurement systems

for online/offline quality control

MICRO-EPSILON Headquarters

Koenigbacher Str. 15 · 94496 Ortenburg / Germany

Tel. +49 (0) 8542 / 168-0 · Fax +49 (0) 8542 / 168-90

info@micro-epsilon.com

MICRO-EPSILON UK Ltd.

Dorset House, West Derby Road · Liverpool, L6 4BR

Phone +44 (0) 151 260 9800 · Fax +44 (0) 151 261 2480

info@micro-epsilon.co.uk

MICRO-EPSILON USA

8120 Brownleigh Dr. · Raleigh, NC 27617 / USA

Phone +1/919/787-9707 · Fax +1/919/787-9706

info@micro-epsilon.us



MICRO-EPSILON