


A full Data Sheet is available to qualified customers. To register, please send an email to opto@zarlink.com.



Features

- Compatible with POP4 MSA usage
- 4 Transmit channels and 4 Receive channels
- Data rate up to 2.72 Gbps per channel
- 850 nm VCSEL array
- Data I/O is CML compatible

Ordering Information

ZL60301MLDC Transceiver
 ZL60301MMDC Transceiver with EMI-clip

0°C to +80°C

- Link reach 300-m with 50/125 μm 500 MHz·km fiber at 2.5 Gbps
- Channel BER better than 10⁻¹²
- Industry standard MPO/MTP™ ribbon fiber connector interface
- Pluggable MegArray® connector
- Laser class 1 M IEC 60825-1:2001 compliant
- Low power consumption, < 1 W
- Power supply 3.3 V

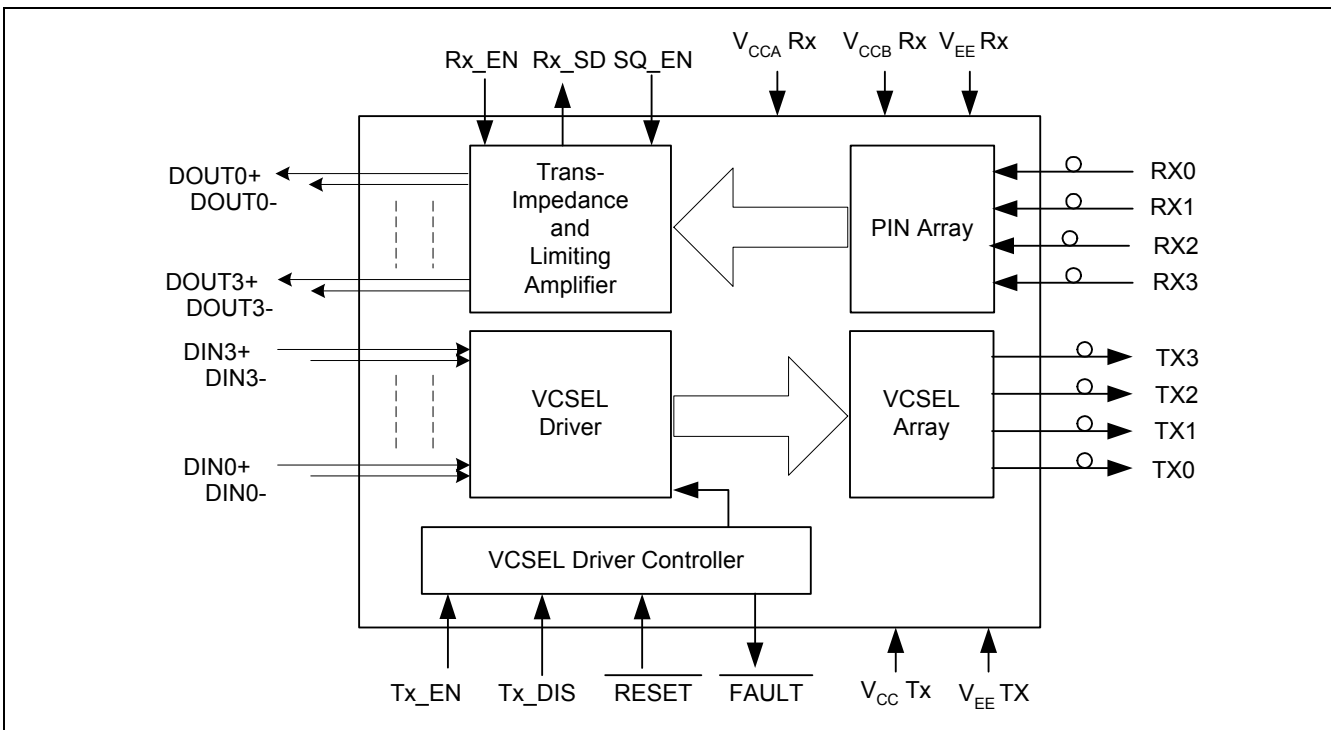


Figure 1 - Transceiver Block Diagram

Applications

- High-speed interconnects within and between switches, routers and transport equipment
- Server-Server Clusters, Super-computing interconnections
- InfiniBand™ 4x-SX compliant
- Fibre Channel connections
- Proprietary backplanes
- Interconnects rack-to-rack, shelf-to-shelf, board-to-board, board-to-optical backplane

Description

The ZL60301 is high-speed transceiver for parallel fiber applications. This transceiver performs E/O and O/E conversions for data transmission over multimode fiber ribbon.

The ZL60301 provides advantages in terms of power consumption, edge and board density over competing solutions.

The transmit section converts parallel electrical input signals via a laser driver and a VCSEL array into parallel optical output signals at a wavelength of 850 nm.

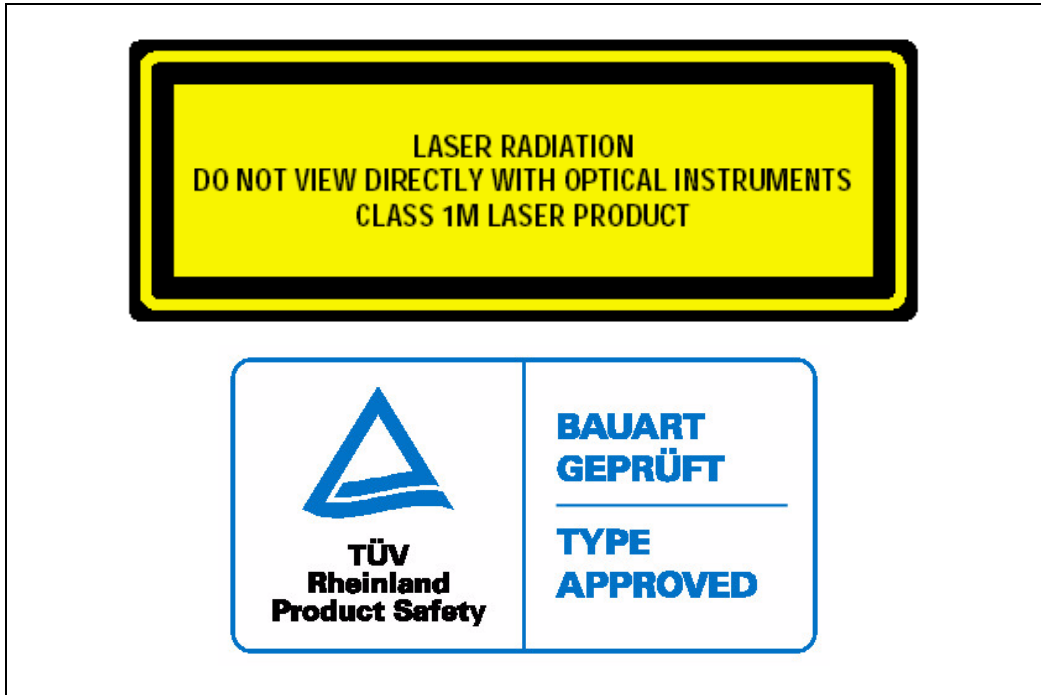
The receive section converts parallel optical input signals via a PIN photodiode array and a transimpedance and limiting amplifier, into electrical output signals.

The module is fitted with two pluggable industry-standard connectors. For the electrical interface, a 100 position FCI MegArray® receptacle is used. For the optical interface, an industry-standard MTP™(MPO) connector is used, which is compliant with IEC 61754-7. This provides ease of assembly on the host board and enables provisioning of bandwidth on demand.

Reliability assurance is based on Telcordia GR-468-CORE and the parts are compliant to the EU directive 2002/95/EC issued 27 January 2003 [RoHS].



Exemption 6 & 7



Classified in accordance with IEC 60825-1/A2:2001, IEC 60825-2: 2000

Class 1 M Laser Product

Emitted wavelength: 840 nm

Module front view - MTP key up											
Tx0	Tx1	Tx2	Tx3	-	-	-	-	Rx3	Rx2	Rx1	Rx0
Host printed circuit board											

Table 1 - Transceiver Optical Channel Assignment



**For more information about all Zarlink products
visit our Web Site at
www.zarlink.com**

Information relating to products and services furnished herein by Zarlink Semiconductor Inc. or its subsidiaries (collectively "Zarlink") is believed to be reliable. However, Zarlink assumes no liability for errors that may appear in this publication, or for liability otherwise arising from the application or use of any such information, product or service or for any infringement of patents or other intellectual property rights owned by third parties which may result from such application or use. Neither the supply of such information or purchase of product or service conveys any license, either express or implied, under patents or other intellectual property rights owned by Zarlink or licensed from third parties by Zarlink, whatsoever. Purchasers of products are also hereby notified that the use of product in certain ways or in combination with Zarlink, or non-Zarlink furnished goods or services may infringe patents or other intellectual property rights owned by Zarlink.

This publication is issued to provide information only and (unless agreed by Zarlink in writing) may not be used, applied or reproduced for any purpose nor form part of any order or contract nor to be regarded as a representation relating to the products or services concerned. The products, their specifications, services and other information appearing in this publication are subject to change by Zarlink without notice. No warranty or guarantee express or implied is made regarding the capability, performance or suitability of any product or service. Information concerning possible methods of use is provided as a guide only and does not constitute any guarantee that such methods of use will be satisfactory in a specific piece of equipment. It is the user's responsibility to fully determine the performance and suitability of any equipment using such information and to ensure that any publication or data used is up to date and has not been superseded. Manufacturing does not necessarily include testing of all functions or parameters. These products are not suitable for use in any medical products whose failure to perform may result in significant injury or death to the user. All products and materials are sold and services provided subject to Zarlink's conditions of sale which are available on request.

Purchase of Zarlink's I2C components conveys a licence under the Philips I2C Patent rights to use these components in an I2C System, provided that the system conforms to the I2C Standard Specification as defined by Philips.

Zarlink, ZL, the Zarlink Semiconductor logo and the Legerity logo and combinations thereof, VoiceEdge, VoicePort, SLAC, ISLIC, ISLAC and VoicePath are trademarks of Zarlink Semiconductor Inc.

TECHNICAL DOCUMENTATION - NOT FOR RESALE
