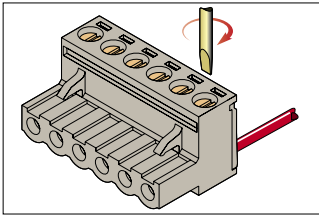



L 445 200 P.C.B. connectors

► Standard Range - Screw clamp connection



Female plug.
Screw clamp plug, wires parallel to connection.



Body : UL94 V0 - PA
Grey

17.4
.685"
L
15.1
.594"
8.2
.323"
5.08
.200"
2.54
.100"

Plug L 445 200 compatible with :

L 455 300 01 L 455 100 01
L 455 300 11 L 455 100 11

2.5 mm² - Spacing 5.08 mm .200"

Ordering details

N. Poles	Weight kg	Packaging	L. mm	Order code
2	0.0029	1000	10.16	1SSA 445 202 R0100
3	0.0044	800	15.24	1SSA 445 203 R0100
4	0.0059	600	20.32	1SSA 445 204 R0100
5	0.0073	900	25.40	1SSA 445 205 R0100
6	0.0088	750	30.48	1SSA 445 206 R0100
7	0.0103	600	35.56	1SSA 445 207 R0100
8	0.0117	550	40.64	1SSA 445 208 R0100
9	0.0132	450	45.72	1SSA 445 209 R0100
10	0.0147	450	50.80	1SSA 445 210 R0100
11	0.0161	350	55.88	1SSA 445 211 R0100
12	0.0176	350	60.96	1SSA 445 212 R0100

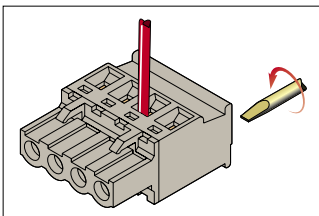

UL CE

Technical data

		IEC	UL / CSA
Wire size	Screw		
	Solid wire	0.2 - 2.5 mm ²	28 - 12 AWG
	Stranded wire With ferrule	0.2 - 2.5 mm ²	28 - 12 AWG
Rated voltage		250 V	300 V
Rated current		12 A	15 A
Short-circuit current			
Rated wire size / Gauge		2.5 mm ²	14 AWG
Storage temperature range		-20 ~ +80 °C	
Insulation resistance		≥ 10 ⁹ Ω	
Wire stripping length		7 - 8 mm / .275" - .315"	
Recommended screwdriver		2.5 mm / .098"	
Recommended torque		0.5 Nm / 4.5 lb.in	
Protection		IP 20	

L 445 300 P.C.B. connectors

► Standard Range - Screw clamp connection



Female plug.
Screw clamp plug, wires perpendicular to connection.



Body : UL94 V0 - PA
Grey

12.6
.496"
L
26
1.024"
5.08
.200"
2.54
.100"

Plug L 445 300 compatible with :

L 455 300 01 L 455 100 01
L 455 300 11 L 455 100 11

2.5 mm² - Spacing 5.08 mm .200"

Ordering details

N. Poles	Weight kg	Packaging	L. mm	Order code
2	0.0036	800	10.16	1SSA 445 302 R0100
3	0.0053	600	15.24	1SSA 445 303 R0100
4	0.0071	500	20.32	1SSA 445 304 R0100
5	0.0089	550	25.40	1SSA 445 305 R0100
6	0.0107	450	30.48	1SSA 445 306 R0100
7	0.0124	350	35.56	1SSA 445 307 R0100
8	0.0142	350	40.64	1SSA 445 308 R0100
9	0.0160	300	45.72	1SSA 445 309 R0100
10	0.0178	250	50.80	1SSA 445 310 R0100
11	0.0195	250	55.88	1SSA 445 311 R0100
12	0.0213	200	60.96	1SSA 445 312 R0100

UL CE (in progress)

Technical data

		IEC	UL / CSA
Wire size	Screw		
	Solid wire	0.2 - 2.5 mm ²	28 - 12 AWG
	Stranded wire With ferrule	0.2 - 2.5 mm ²	28 - 12 AWG
Rated voltage		250 V	300 V
Rated current		12 A	15 A
Short-circuit current			
Rated wire size / Gauge		2.5 mm ²	14 AWG
Storage temperature range		-20 ~ +80 °C	
Insulation resistance		≥ 10 ⁹ Ω	
Wire stripping length		7 - 8 mm / .275" - .315"	
Recommended screwdriver		2.5 mm / .098"	
Recommended torque		0.5 Nm / 4.5 lb.in	
Protection		IP 20	