



Logarithmic Amplifier 500-1000 MHz

ICLAP371/ICLA371

- Linearity ± 1.0 dB Typical
- Dynamic Range 70 dB Typical
- Hermetically Sealed Microcircuit Construction

Guaranteed Specifications*

(From -55°C to $+85^{\circ}\text{C}$ Case Temp)

Frequency Range	500-1000 MHz
Input Dynamic Range	65 dB Min (-65 to 0 dBm)
Tangential Sensitivity	-70 dBm Min
Input VSWR	2.0:1 Max
Log Output	
Linearity	± 1.75 dB Max
Slope	25 mV/dB Nom
Slope Variation vs. Frequency and Temperature	
-40 to $+70^{\circ}\text{C}$	$\pm 10\%$ Max
-55 to $+85^{\circ}\text{C}$	$\pm 15\%$ Max
Voltage Range (Direct Coupled)	0 to 1.70V Nom
Rise Time (10-90%)	10 nsec Max
Limited IF Output	-3 dBm Min
Bias Power	$+12$ VDC @ 45 mA Max -12 VDC @ 240 mA Max

Operating Characteristics

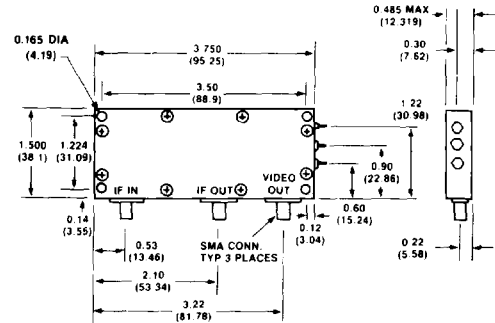
IF Impedance	50 Ohms Nominal
Video Load Impedance	93 Ohms Nominal
RF Input Power	$+10$ dBm Max
Environmental	See Appendix for MIL-STD-883 screening option.

*All specifications apply when operated at $+12$ VDC and with a 50 ohm IF source and load impedance and 93 ohm video load impedance.

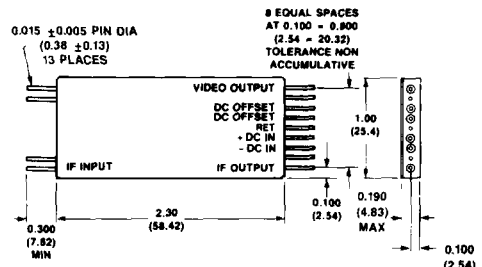
Ordering Information

Model No.	Package
ICLAP371PIN	Flatpack
ICLA371 SMA	Connectorized

C-22



FP-12



Dimensions in () are in mm.

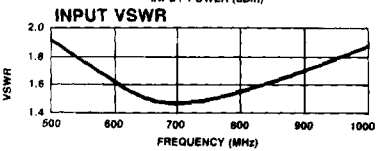
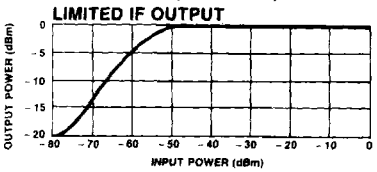
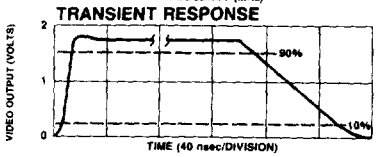
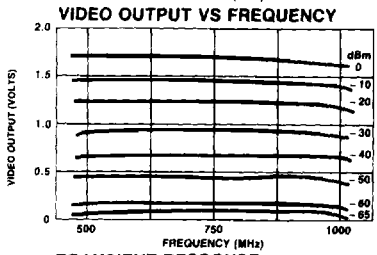
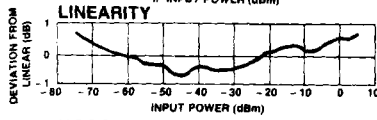
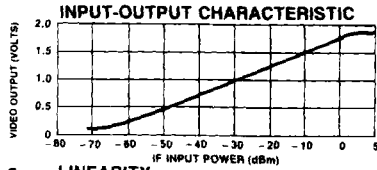
See Appendix for complete physical dimensions.

Specifications Subject to Change Without Notice.

M/A-COM Inc. ■ 1011 Pawtucket Boulevard, Lowell, MA 01853 USA

■ Telephone: 800-366-2266

Typical Performance



Specifications Subject to Change Without Notice.