

# PG5400~PG5408

## GLASS PASSIVATED JUNCTION PLASTIC RECTIFIER

**VOLTAGE** 50 to 1000 Volts **CURRENT** 3.0 Amperes

**DO-201AD**

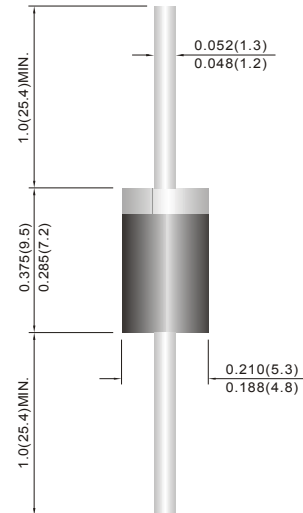
Unit : inch(mm)

### FEATURES

- Plastic package has Underwriters Laboratory Flammability Classification 94V-O utilizing Flame Retardant Epoxy Molding Compound
- Glass passivated junction
- Exceeds environmental standards of MIL-S-19500/228
- Lead free in comply with EU RoHS 2011/65/EU directives

### MECHANICAL DATA

- Case: Molded plastic, DO-201AD
- Terminals: Axial leads, solderable to MIL-STD-750, Method 2026
- Polarity: Color Band denotes cathode end
- Mounting Position: Any
- Weight: 0.0395 ounce, 1.122 gram



## MAXIMUM RATINGS AND ELECTRICAL CHARACTERISTICS

Ratings at 25°C ambient temperature unless otherwise specified. Single phase, half wave, 60 Hz, resistive or inductive load. For capacitive load, derate current by 20%.

PARAMETER	SYMBOL	PG5400	PG5401	PG5402	PG5403	PG5404	PG5405	PG5406	PG5407	PG5408	UNITS
Maximum Recurrent Peak Reverse Voltage	$V_{RRM}$	50	100	200	300	400	500	600	800	1000	V
Maximum RMS Voltage	$V_{RMS}$	35	70	140	210	280	350	420	560	700	V
Maximum DC Blocking Voltage	$V_{DC}$	50	100	200	300	400	500	600	800	1000	V
Maximum Average Forward Current .375"(9.5mm) lead length	$I_{F(AV)}$	3.0									A
Peak Forward Surge Current : 8.3ms single half sine-wave superimposed on rated load(JEDEC method)	$I_{FSM}$	150									A
Maximum Forward Voltage at 3.0A	$V_F$	1.2									V
Maximum DC Reverse Current at Rated DC Blocking Voltage $T_J=25^{\circ}C$ $T_J=100^{\circ}C$	$I_R$	1.0 100									$\mu A$
Typical Junction Capacitance (Note 1)	$C_J$	30									pF
Typical Thermal Resistance (Note 2)	$R_{\theta JL}$ $R_{\theta JC}$	24 19									$^{\circ}C / W$
Operating Junction and Storage Temperature Range	$T_J, T_{STG}$	-55 to +150									$^{\circ}C$

### NOTES:

1. Measured at 1 MHz and applied reverse voltage of 4.0 VDC.
2. Thermal Resistance from Junction to Ambient and from junction to lead at 0.375"(9.5mm)lead length P.C.B.mounted.

## PG5400~PG5408

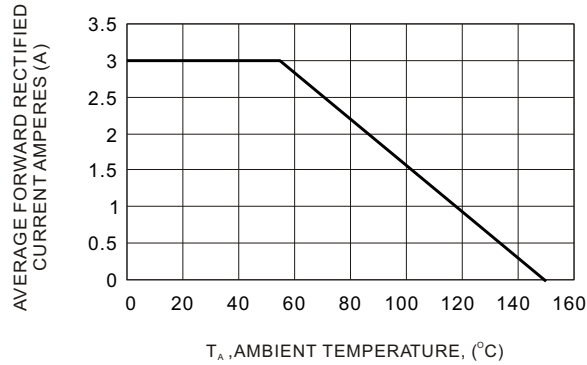


Fig.1- FORWARD CURRENT DERATING CURVE

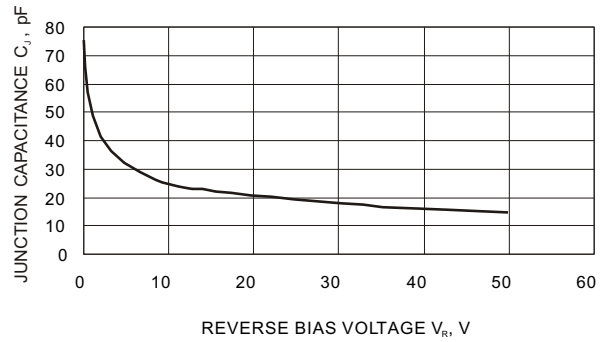


Fig.2- TYPICAL JUNCTION CAPACITANCE UNDER BIAS

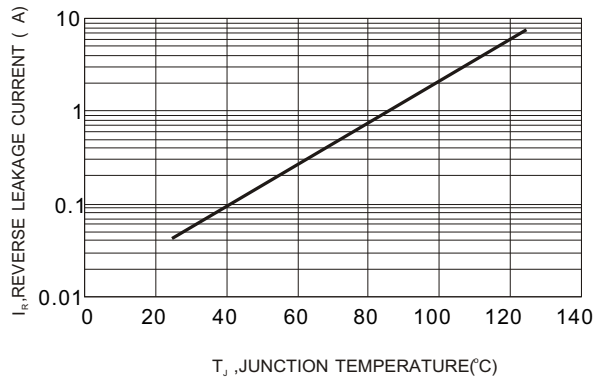


Fig.3- TYPICAL LEAKAGE CURRENT vs JUNCTION TEMPERATURE

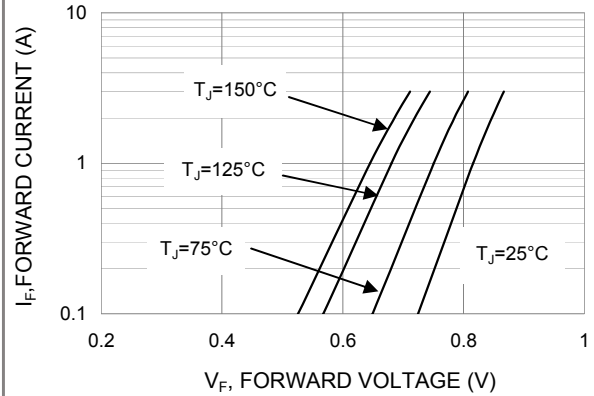


Fig.4- TYPICAL FORWARD CHARACTERISTICS

## PG5400~PG5408

### Part No\_packing code\_Version

PG5400\_AY\_00001

PG5400\_AY\_10001

PG5400\_B0\_00001

PG5400\_B0\_10001

PG5400\_R2\_00001

PG5400\_R2\_10001

For example :

**RB500V-40\_R2\_00001**

Part No.

Serial number

Version code means HF

Packing size code means 13"

Packing type means T/R

Packing Code <b>XX</b>				Version Code <b>XXXXXX</b>		
Packing type	1 <sup>st</sup> Code	Packing size code	2 <sup>nd</sup> Code	HF or RoHS	1 <sup>st</sup> Code	2 <sup>nd</sup> ~5 <sup>th</sup> Code
Tape and Ammunition Box (T/B)	<b>A</b>	N/A	<b>0</b>	HF	<b>0</b>	serial number
Tape and Reel (T/R)	<b>R</b>	7"	<b>1</b>	RoHS	<b>1</b>	serial number
Bulk Packing (B/P)	<b>B</b>	13"	<b>2</b>			
Tube Packing (T/P)	<b>T</b>	26mm	<b>X</b>			
Tape and Reel (Right Oriented) (TRR)	<b>S</b>	52mm	<b>Y</b>			
Tape and Reel (Left Oriented) (TRL)	<b>L</b>	PANASERT T/B CATHODE UP (PBCU)	<b>U</b>			
FORMING	<b>F</b>	PANASERT T/B CATHODE DOWN (PBCD)	<b>D</b>			



## PG5400~PG5408

### Disclaimer

- Reproducing and modifying information of the document is prohibited without permission from Panjit International Inc..
- Panjit International Inc. reserves the rights to make changes of the content herein the document anytime without notification. Please refer to our website for the latest document.
- Panjit International Inc. disclaims any and all liability arising out of the application or use of any product including damages incidentally and consequentially occurred.
- Panjit International Inc. does not assume any and all implied warranties, including warranties of fitness for particular purpose, non-infringement and merchantability.
- Applications shown on the herein document are examples of standard use and operation. Customers are responsible in comprehending the suitable use in particular applications. Panjit International Inc. makes no representation or warranty that such applications will be suitable for the specified use without further testing or modification.
- The products shown herein are not designed and authorized for equipments requiring high level of reliability or relating to human life and for any applications concerning life-saving or life-sustaining, such as medical instruments, transportation equipment, aerospace machinery et cetera. Customers using or selling these products for use in such applications do so at their own risk and agree to fully indemnify Panjit International Inc. for any damages resulting from such improper use or sale.
- Since Panjit uses lot number as the tracking base, please provide the lot number for tracking when complaining.

# Mouser Electronics

Authorized Distributor

Click to View Pricing, Inventory, Delivery & Lifecycle Information:

Panjit:

[PG5407\\_B0\\_10001](#) [PG5407\\_R2\\_10001](#) [PG5407\\_AY\\_00001](#) [PG5407\\_B0\\_00001](#) [PG5407\\_R2\\_00001](#)  
[PG5407\\_AY\\_10001](#)