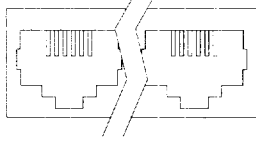


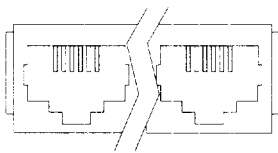
Variations

Flange Options

No Panel Stop Flanges (NF)

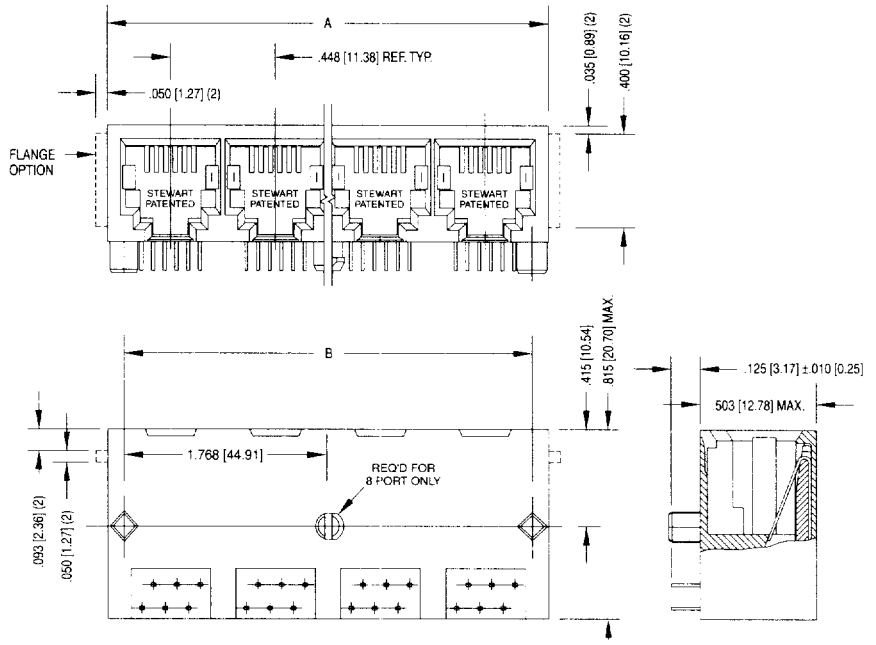


Panel Stop Flanges (FLS)



For Commonly Ordered Parts See Page 50

Six-Contact, Six-Position Multiport Unshielded



Note: Footprint is shown on opposite page.

Dimension Chart

Dimension	Ports					
	2	3	4	5	6	8
A	.993 [25.22]	1.441 [36.60]	1.889 [47.98]	2.337 [59.36]	2.785 [70.74]	3.681 [93.50]
B	.848 [21.54]	1.296 [32.92]	1.744 [44.30]	2.192 [55.68]	2.640 [67.06]	3.536 [89.81]

Quick Reference Chart

Description					Options	
Series	Contacts Inserted	Contact Positions	Number of Ports	Flange Options		
				FLS	NF	
RJ-11 ²	66	4 ¹	6	2, 3, 4, 5, 6, 8	●*	●
	66	6	6	2, 3, 4, 5, 6, 8	●*	●

²2-port and 4-port only. ¹For four-contact, six-position harmonica jack footprints, contact Stewart. *Typical applications.

For Part Number Description information, see page 49.
All dimensions are in inches with metric values in brackets.

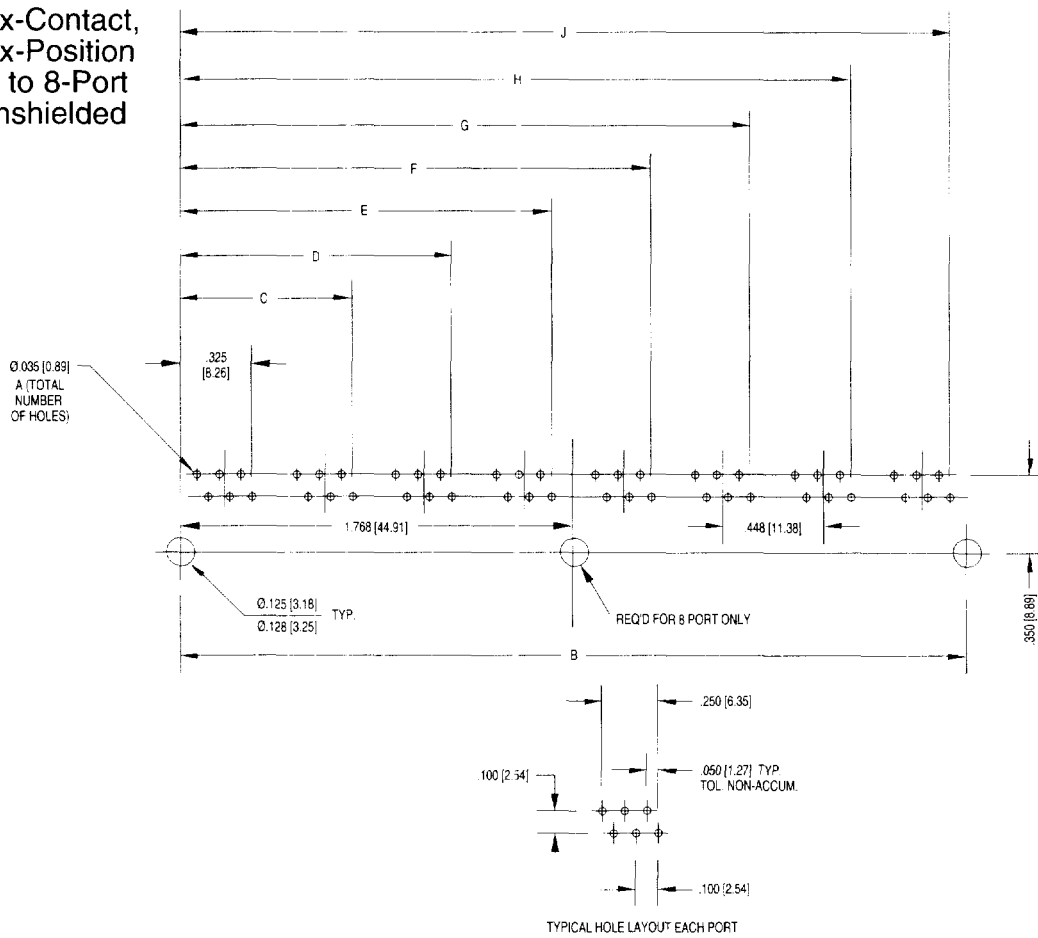
Harmonica Jacks

66 Series

• Unshielded • Footprint Configuration

For Commonly Ordered Parts See Page 50

Six-Contact,
Six-Position
2- to 8-Port
Unshielded



Footprint Dimension Chart

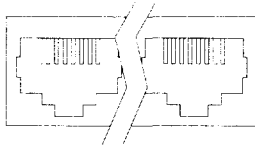
Ports	Dimensions								
	A	B	C	D	E	F	G	H	J
2	12	.848 [21.54]	.773 [19.63]						
3	18	1.296 [32.92]	.773 [19.63]	1.221 [31.01]					
4	24	1.744 [44.30]	.773 [19.63]	1.221 [31.01]	1.669 [42.39]				
5	30	2.192 [55.68]	.773 [19.63]	1.221 [31.01]	1.669 [42.39]	2.117 [53.77]			
6	36	2.640 [67.06]	.773 [19.63]	1.221 [31.01]	1.669 [42.39]	2.117 [53.77]	2.565 [65.15]		
8	48	3.536 [89.81]	.773 [19.63]	1.221 [31.01]	1.669 [42.39]	2.117 [53.77]	2.565 [65.15]	3.013 [76.53]	3.461 [87.91]

All dimensions are in inches with metric values in brackets.

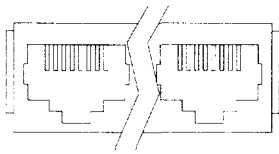
Variations

Flange Options

No Panel Stop Flanges (NF)

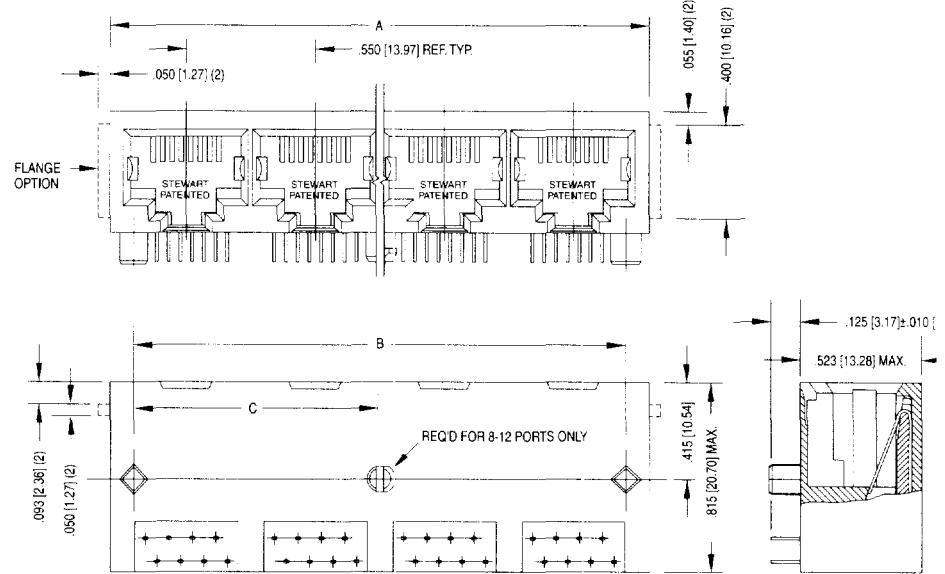


Panel Stop Flanges (FLS)



For Commonly Ordered Parts See Page 50

Eight-Contact, Eight-Position Multiport Unshielded



Note: Footprint is shown on opposite page.

Dimension Chart

Dimension	Ports							
	2	3	4	5	6	8	10	12
A	1.205 [30.61]	1.755 [44.58]	2.305 [58.55]	2.855 [72.52]	3.405 [86.49]	4.505 [114.43]	5.605 [142.37]	6.705 [170.31]
B	1.000 [25.40]	1.550 [39.37]	2.100 [53.34]	2.650 [67.31]	3.200 [81.28]	4.300 [109.22]	5.400 [137.16]	6.500 [165.10]
C						2.150 [54.61]	2.700 [68.58]	3.250 [82.55]

Quick Reference Chart

Description					Options	
Series	Contacts Inserted	Contact Positions	Number of Ports	Flange Options		
				FLS	NF	
RJ-45*	66	8	8	2, 3, 4, 5, 6, 8, 10, 12	●	●

*Typical applications.

For Part Number Description information, see page 49.

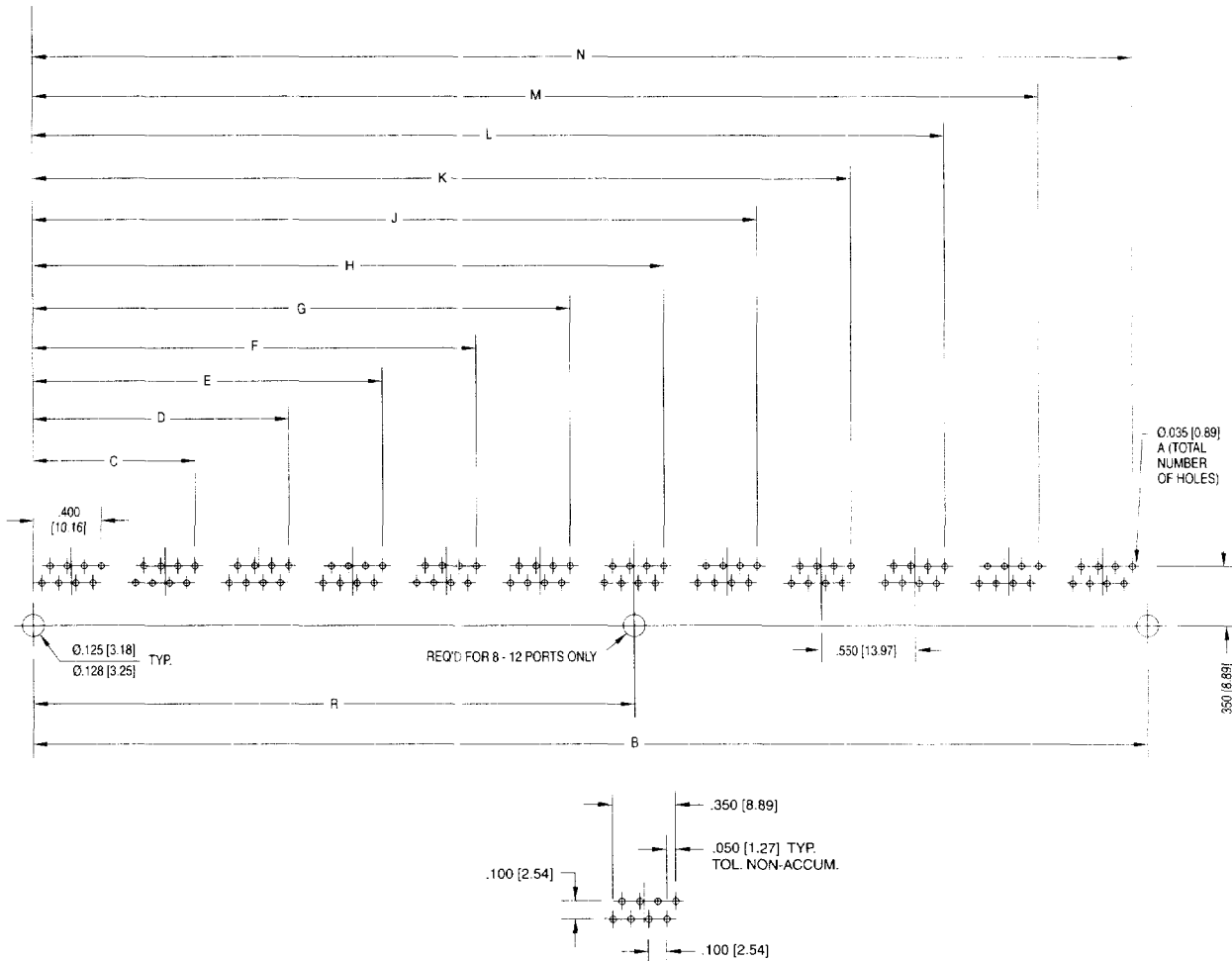
All dimensions are in inches with metric values in brackets.

Harmonica Jacks

• Unshielded • Footprint Configuration

66 Series

For Commonly Ordered Parts See Page 50



Footprint Dimension Chart

Ports	Dimensions													
	A	B	C	D	E	F	G	H	J	K	L	M	N	R
2	16	1.000 [25.40]	.950 [24.13]											
3	24	1.550 [39.37]	.950 [24.13]	1.500 [38.10]										
4	32	2.100 [53.34]	.950 [24.13]	1.500 [38.10]	2.050 [52.07]									
5	40	2.650 [67.31]	.950 [24.13]	1.500 [38.10]	2.050 [52.07]	2.600 [66.04]								
6	48	3.200 [81.28]	.950 [24.13]	1.500 [38.10]	2.050 [52.07]	2.600 [66.04]	3.150 [80.01]							
8	64	4.300 [109.22]	.950 [24.13]	1.500 [38.10]	2.050 [52.07]	2.600 [66.04]	3.150 [80.01]	3.700 [93.98]	4.250 [107.95]					2.150 [54.61]
10	80	5.400 [137.16]	.950 [24.13]	1.500 [38.10]	2.050 [52.07]	2.600 [66.04]	3.150 [80.01]	3.700 [93.98]	4.250 [107.95]	4.800 [121.92]	5.350 [135.89]			2.700 [68.58]
12	96	6.500 [165.10]	.950 [24.13]	1.500 [38.10]	2.050 [52.07]	2.600 [66.04]	3.150 [80.01]	3.700 [93.98]	4.250 [107.95]	4.800 [121.92]	5.350 [135.89]	5.900 [149.86]	6.450 [163.83]	3.250 [82.55]

All dimensions are in inches with metric values in brackets.

Information subject to change without notice. To obtain drawings and current specifications, visit the Stewart Web site at <http://www.stewartconnector.com>.
11118 Susquehanna Trail South, Glen Rock, PA 17327-9199. Telephone: 717-235-7512. FAX: 717-235-4675.