

## V-EA-Series - UL508 Manual Motor Controller - 1 pole G-Trip



UL508 Listed  
E137938



One Pole

Standard Pack: 12

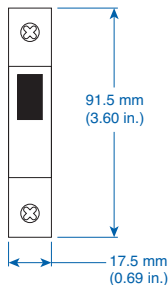
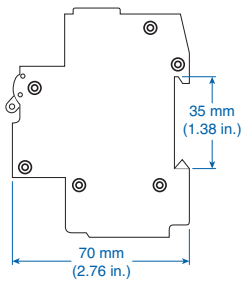
Weight:

0.3A - 32A

1.68kg (3.7 lb.)

40A - 63A

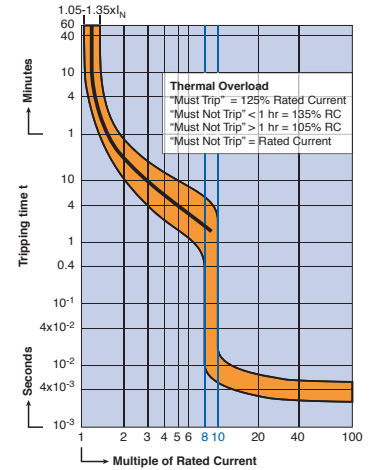
1.92kg (4.23 lb.)



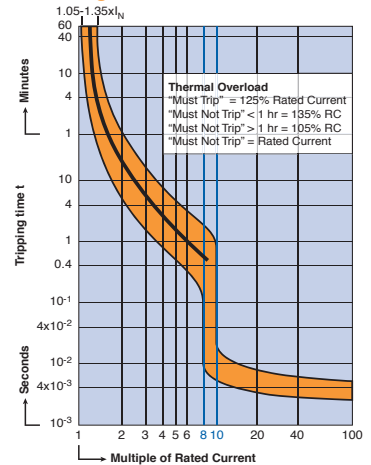
For ring tongue terminal version, replace "U" with "R" in part number. For example 1BR20 instead of 1BU20.

Rated Current	Type/ Cat. No.	Approvals
0.3A	1GU03	UL SF
0.5A	1GU05	UL SF
0.75A	NA	UL SF
0.8A	1GU08	UL SF
1.0A	1GU1	UL SF
1.6A	1GU1.6	UL SF
2.0A	1GU2	UL SF
2.5A	1GU2.5	UL SF
3.0A	1GU3	UL SF
3.5A	1GU3.5	UL SF
4.0A	1GU4	UL SF
5.0A	1GU5	UL SF
6.0A	1GU6	UL SF
8.0A	1GU8	UL SF
10A	1GU10	UL SF
12A	1GU12	UL SF
12.5A	1GU125	UL SF
13A	1GU13	UL SF
15A	1GU15	UL SF
16A	1GU16	UL SF
20A	1GU20	UL SF
25A	1GU25	UL SF
30A	1GU30	UL SF
32A	1GU32	UL SF
40A	1GU40	UL SF
50A	1GU50	UL SF
60A	1GU60	UL SF
63A	1GU63	UL SF

V-EA-G Trip  
0.3A Through 10A Rated Current



V-EA-G Trip  
12A Through 63A Rated Current



<b>Voltage Rating</b>	277VAC 0.3-25A: 1 pole - 42VDC 30-60A: 1 pole - 24VDC
<b>Short Circuit Withstand Rating (UL/CSA - Ratings)</b>	0.3-60A (RC): 10kA with UL-listed RK5 back-up fuse or MCCB
<b>Group Short Circuit Withstand Rating (UL/CSA - Ratings)</b>	0.3-10A (RC): 10kA; 12-60A (RC): 5kA no branch circuit protection required
<b>Interrupting Capacity (VDE - Ratings)</b>	0.3-63A (RC): 10kA
<b>Calibration Temperature</b>	40°C (104°F)
<b>Terminal Size Acceptability</b>	Top: 18-3 AWG; Bottom: 18-2 AWG
<b>Terminal Torque</b>	20 lb.in.
<b>Terminal Protection Degree</b>	IP20

### SHORT CIRCUIT WITHSTAND RATINGS FOR V-EA MANUAL MOTOR CONTROLLER

Trip Curve	Amp Range	Backup Protection	UL-Listed RK5-Fuse up to 10kA	UL-Listed MCCB up to 10kA	No BCP Required up to:
all	0.3 - 10A		4xRC* min 15A, max 70A	4xRC* min 15A, max 70A	10kA
all	12 - 30/32A		4xRC* max 125A	4xRC* max 125A	5kA
all	40 - 50A		4xRC* max 200A	4xRC* max 200A	5kA
all	60 / 63A		4xRC* max 250A	4xRC* max 250A	5kA

\*up to nearest rated current