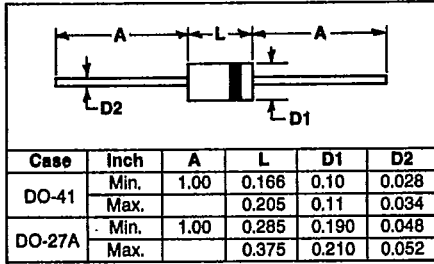


## Schottky Barrier Rectifiers

- Very low forward voltage • High efficiency • Suitable for use as a rectifier in low voltage switching power supplies • Polarity Protection Applications

### Case Dimensions



Operating and Storage Temperature -65°C to +125°C

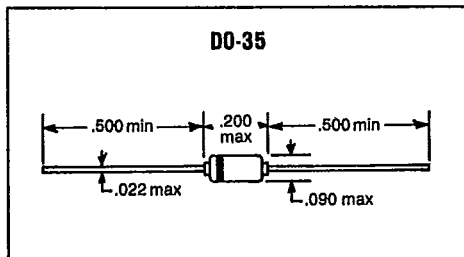
Ampere	Case	Type	PRV	Max Avg* Rectified Current @Half-Wave R or L Load 60Hz		Peak Forward Surge Current 1~60Hz @Tj 70°C	Max Avg Reverse Current @PRV		Max Forward Voltage @25°C			Typical Junction Cap. @1MHz-4V Tj=25°C
				I <sub>o</sub>	T <sub>j</sub>		I <sub>r</sub>	I <sub>r</sub>	V <sub>fm</sub>	V <sub>fm</sub>	V <sub>fm</sub>	
1.0	DO-41	1N5817	20	I <sub>o</sub>	T <sub>j</sub>	I <sub>fm</sub>	I <sub>r</sub>	I <sub>r</sub>	V <sub>fm</sub>	V <sub>fm</sub>	V <sub>fm</sub>	pF
		1N5818	30	1.0	90	25	1.0	10	0.45	0.75	—	
		1N5819	40	—	—	—	—	—	0.55	0.87	—	
3.0	DO-27A	1N5820	20	3.0	95	80	2.0	20	0.37	0.475	0.850	450
		1N5821	30	—	—	—	—	—	0.38	0.500	0.900	350
		1N5822	40	—	—	—	—	—	0.39	0.525	0.950	275

\*Derate 20% for Capacitive Load

## Silicon Switching Diodes

- Glass passivated wafer • Hermetically sealed glass package • Double plug construction
- Fast recovery time • Low leakage • High conductance • Low capacitance • Extremely stable
- For Computer and other High Speed Applications

### Case Dimensions



Operating and Storage Temperature -65°C to +200°C

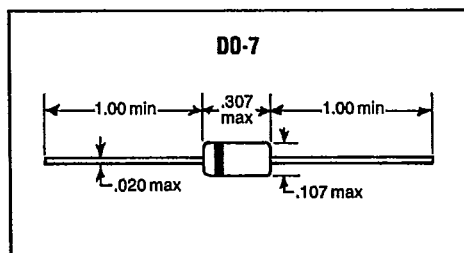
Case	Type	Peak Inverse Voltage @ 25°C		Rev Current @ 20V		Forward Voltage @ 25°C		Capacity @ 1MHz Vr0	Rev Recovery Time	
		PIV(V)	I <sub>r</sub> (μA)	I <sub>r</sub> (nA)	I <sub>r</sub> (μA)	V <sub>f</sub> Max (V)	I <sub>f</sub> (mA)		C (pF)	t <sub>rr</sub> (ns)
DO-35	1N914A	75	5	25	50	1	10	4	4	—
	1N4148	75	5	25	50	1	10	4	4	—
	1N4149	75	5	25	50	1	10	2	4	—
	1N4151	75	5	50*	50*	1	50	2	2	4
	1N4154	35	5	100**	100**	1	30	4	2	—
	1N4446	75	5	25	50	1	20	4	4	—
	1N4447	75	5	25	50	1	20	2	4	—
	1N4448	75	5	25	50	1	100	4	4	—
	1N4449	75	5	25	50	1	30	2	4	—
	1N4454	75	5	100*	100*	1	10	2	2	4
	1N4532	75	5	100*	100*	1	10	2	2	4
	1N4536	35	5	100**	100**	1	30	4	2	—

\* @ 50V  
\*\* @ 25V

## Germanium Point Contact Diodes

- Axial lead • Reliable hermetically sealed glass • Vibration resistant • High rectifying efficiency
- Available in matched pairs • Excellent for AM, FM and Video Detection

### Case Dimensions



Storage Temperature -55°C to +70°C

Case	Type	PIV (V)	I <sub>f</sub> Surge 1Sec	I <sub>f</sub> Peak	I <sub>o</sub> Max	T <sub>j</sub> °C	Forward Voltage @ 25°C		I <sub>r</sub> Max @ 25°C-10V	I <sub>r</sub> Max @ 25°C-50V	Capacity Max @ 1MHz VRIV
			A	mA	mA		V	mA			
DO-7	1N34A/1K34A	75	0.5	150	50	70	1	5	20	300	1.0
	1N60/1K60*	40	0.5	150	50	70	1	4	75	—	1.0
	1K90	30	0.4	150	50	70	1	2	100	—	1.0
	1K110	50	0.4	150	50	70	1	3	40	—	1.0
	1K188	40	0.5	150	50	70	1	5	13	—	1.0
	1K261*	40	0.5	150	50	70	1	9	70	—	1.0

\*Available in matched pairs